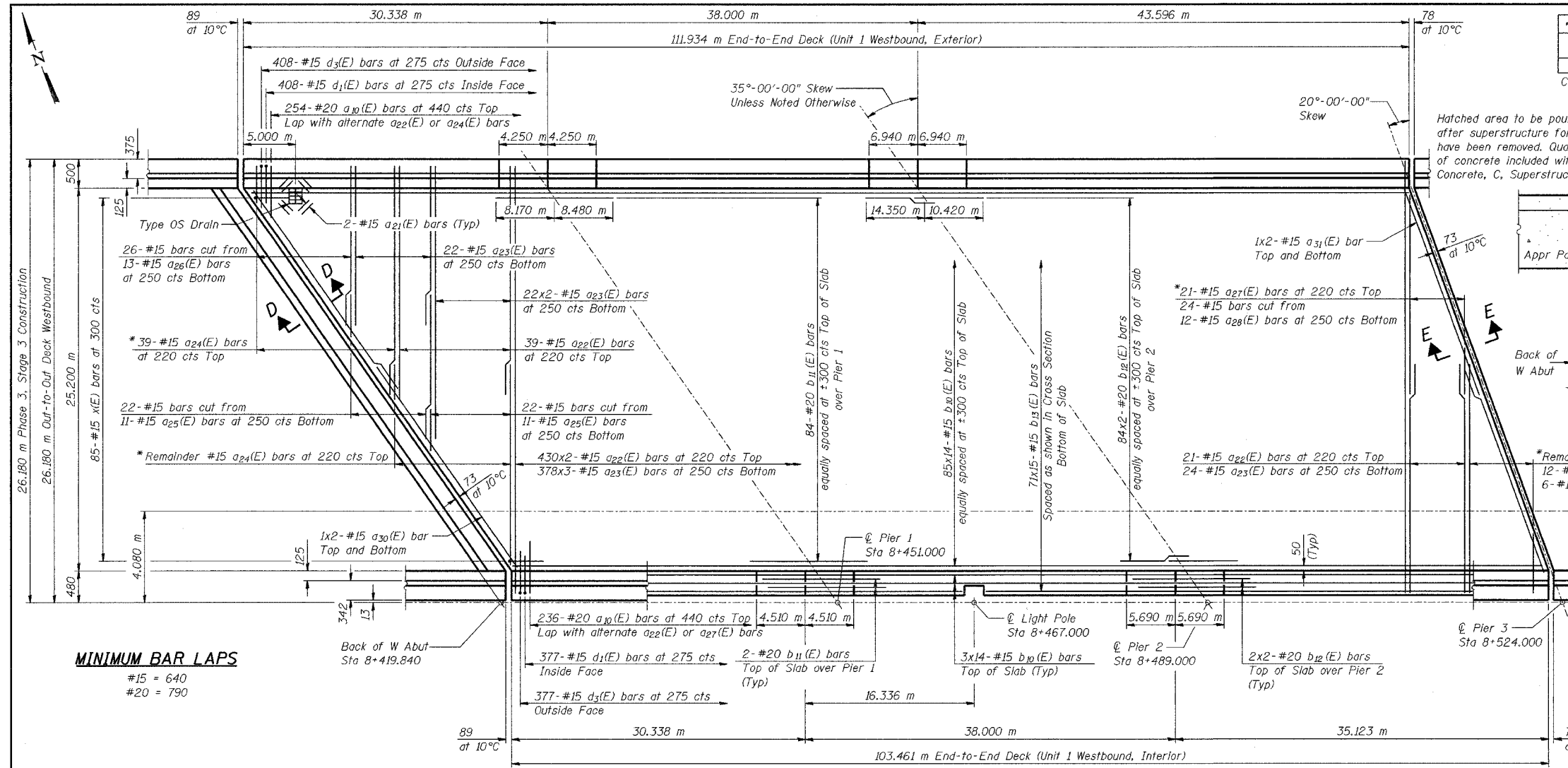


ROUTE NO.	SECTION	COUNTY	SHEET	SHEET NO. S-24
F.A.L. 80/94	2626.2-R-1	LAKE COUNTY, INDIANA	1207	643
BLINDS				72 SHEETS

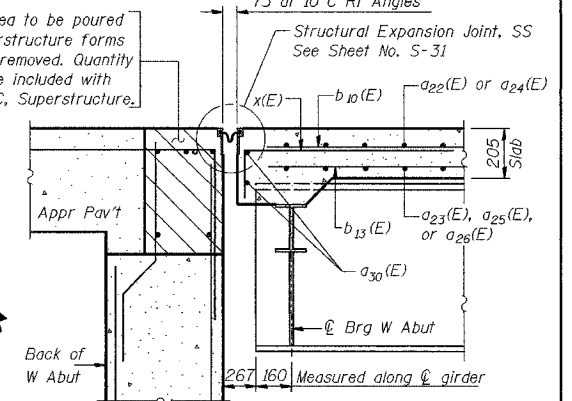
CONTRACT NO. 62114 INDOT DES. NO. 0100987



MINIMUM BAR LAPS

#15 = 640
#20 = 790

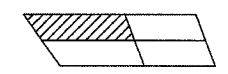
SECTION D-D



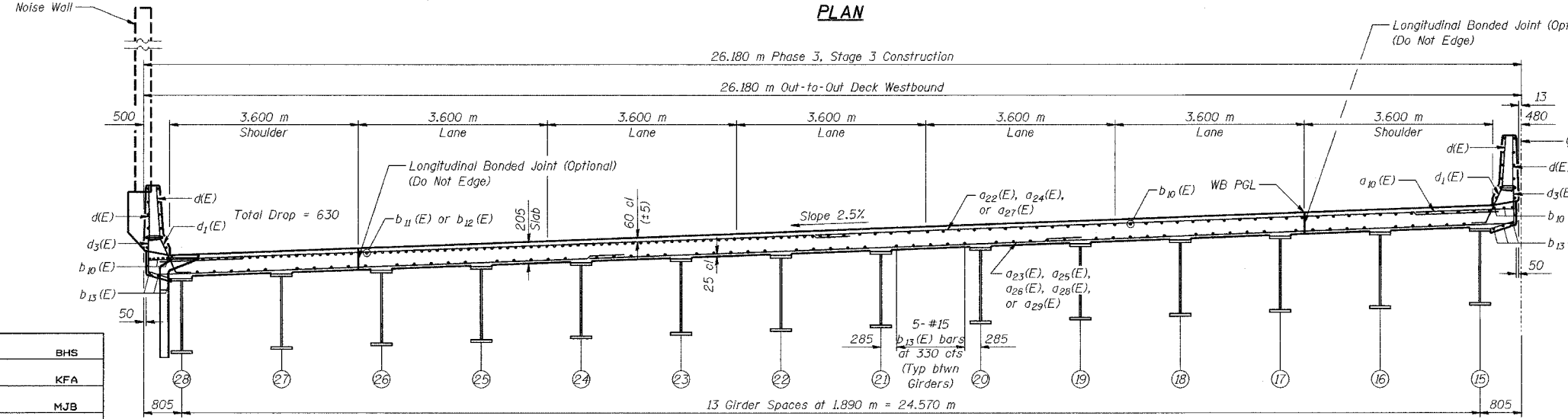
NOTES:

- See Sheet No. S-26 for Section E-E.
- See Sheet No. S-27 for parapet reinforcement.
- See Sheet No. S-29 for parapet details, field cutting diagrams, and Bill of Material.
- Reinforcement bars designated (E) shall be epoxy coated.
- Bars indicated thus 20 x 3-#15 etc. indicates 20 lines of bars with 3 lengths per line.
- Apply Surface Seal to entire top surface of the bridge deck and parapets and the inside vertical faces of the parapets.
- Cut longitudinal reinforcement to clear drainage structures.
- All dimensions are in millimeters (mm) except as noted.
- *Order a24(E) and a27(E) bars full length. Cut bars to fit skew and use remainder in remainder of slope as labeled.

KEY PLAN



DESIGNED	BHS
CHECKED	KFA
DRAWN	MJB
CHECKED	GSP



ILLINOIS DEPARTMENT OF TRANSPORTATION
F.A.L. ROUTE 80/94 (BORMAN EXPRESSWAY)
OVER LITTLE CALUMET RIVER & N.I.C.T.D. R.O.W.

DECK PLAN - UNIT 1 WESTBOUND
SECTION 2626.2-R-1
LAKE COUNTY, INDIANA
STATION 8+470.000
STRUCTURE NO. I-80-1-8460 (EB & WB)
DATE 07/05 (016-1003 & 016-1004)

AMERICAN
CONSULTING ENGINEERS