F.A.I. RTE.	SECTION	COUNTY	TOTAL SHEETS	SHEET NO.
80/94	2626.2-R-2	COOK	1207	746
STA.		TO STA.		
FED. ROAD DIST. NO.		ILLINOIS	FED. AID PROJECT	

CONTRACT NO. 62114

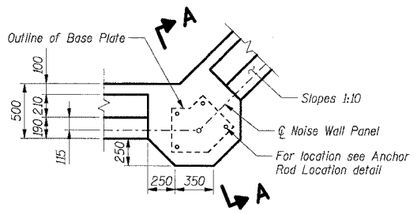

OUTSIDE CORNER PILASTER

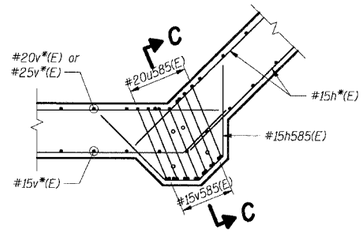

OUTSIDE CORNER PILASTER
(Showing Reinforcement)

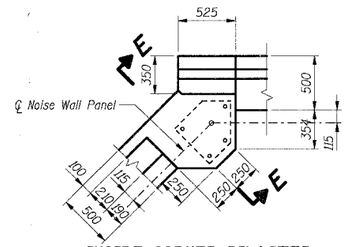

INSIDE CORNER PILASTER

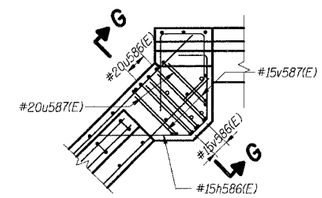

INSIDE CORNER PILASTER
(Showing Reinforcement)

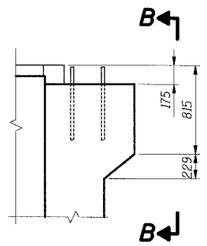

SECTION A-A

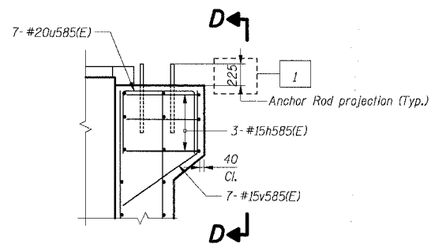

SECTION C-C

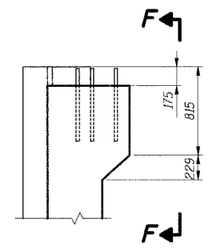

SECTION E-E

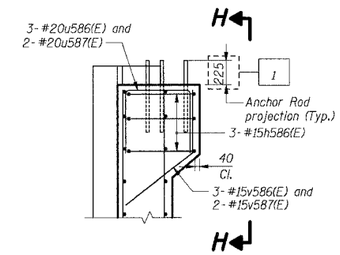

SECTION G-G

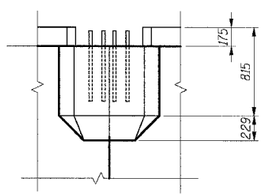

SECTION B-B

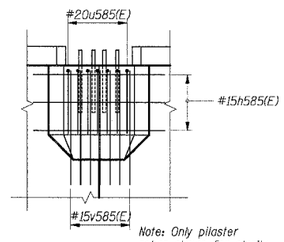

Note: Only pilaster rebar shown for clarity.

SECTION D-D

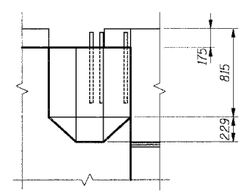

SECTION F-F

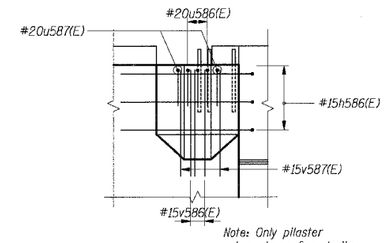

Note: Only pilaster rebar shown for clarity.

SECTION H-H

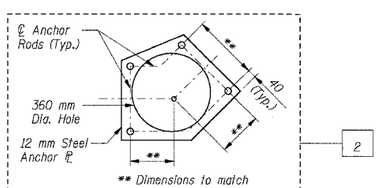

** Dimensions to match anchor rod layouts.

OUTSIDE CORNER ANCHOR PLATE
(6 Thus)

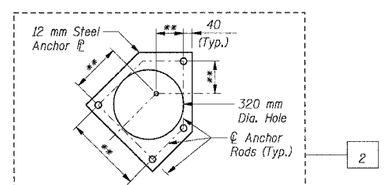

** Dimensions to match anchor rod layouts.

INSIDE CORNER ANCHOR PLATE
(6 Thus)

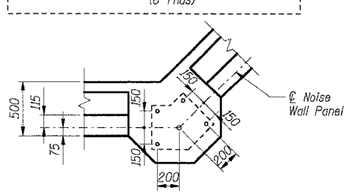

ANCHOR ROD LOCATIONS

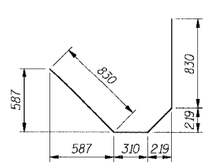

Bar h585(E)

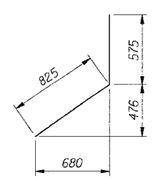

Bar v585(E)

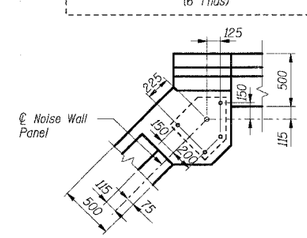

ANCHOR ROD LOCATIONS

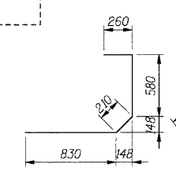

Bar h586(E)

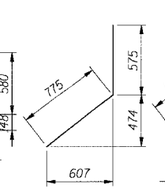

Bar v586(E)

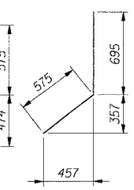

Bar v587(E)

2 1

BAR LIST

(Additional bars at each Inside and Outside Corner Pilaster Pair)

Bar	No.	Size	Length (m)	Shape
h585(E)	3	#15	2.28	
h586(E)	3	#15	1.88	
u585(E)	7	#20	1.84	
u586(E)	3	#20	1.78	
u587(E)	2	#20	1.66	
v585(E)	7	#15	1.40	
v586(E)	3	#15	1.35	
v587(E)	2	#15	1.27	

Additional Reinf. Bar & Concrete Quantity Based on No. of Pilasters as follows:

Wall Elev.	No. of Pilaster Pairs	Reinforcement Sub-Total (kg)	Concrete Sub-Total (Cu m)
7	2	192	0.6
11	2	192	0.6
20	2	192	0.6

BILL OF MATERIAL FOR PILASTERS

Item	Unit	Total
Concrete Structures	Cu m	1.8
Reinforcement Bars, Epoxy Coated	kg	580

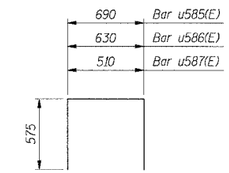

Bar u585(E), u586(E) and u587(E)

THIS SHEET FOR INFORMATION ONLY

Notes:

1. All dimensions are in millimeters (mm) except as noted.
2. Reinforcement bars designated (E) shall be epoxy coated.
3. All edges shall have a 20 mm chamfer unless noted otherwise.
4. E.F. indicates each face.
   B.F. indicates back face.
   F.F. indicates front face.
5. *For bar details, see Footing Plans & Wall Elevations, RW835-5 thru RW835-25.
6. For noise wall anchor rod details, see Sheet RW835-30.

SHT. RW835-29 OF 34

REVISIONS	
NAME	DATE
MJK	6/21/04
PA	8/3/04

ILLINOIS DEPARTMENT OF TRANSPORTATION
F.A.I. ROUTE 80/94 (KINGERY EXPRESSWAY)
IL ROUTE 83 RECONSTRUCTION
RETAINING WALL - STRUCTURE NO. 016-W835
SECTION 2425 R-3 & 2425-711B
COOK COUNTY

NOISE WALL PILASTER DETAILS AT HIGH MAST TOWER

DATE: 02/20/2004

DRAWN BY: SC
CHECKED BY: MJK

TENG

TENG & ASSOCIATES, INC.
ENGINEERS/ARCHITECTS/PLANNERS
CHICAGO, ILLINOIS

RA.IZEKKJ
T:\DOCUMENTS\93750\STRUCTURE\RW\RSR2822A.DGN
1:4=2005, 16:33:31
1 2 3 4 5 6 7 8 9 10 11 12 13 14 15 16 17 18 19 20 21 22 23 24 25 26 27 28 29 30 31 32 33 34 35 36 37 38 39 40 41 42 43 44 45 46 47 48 49 50 51 52 53 54 55 56 57 58 59 60 61 62 63