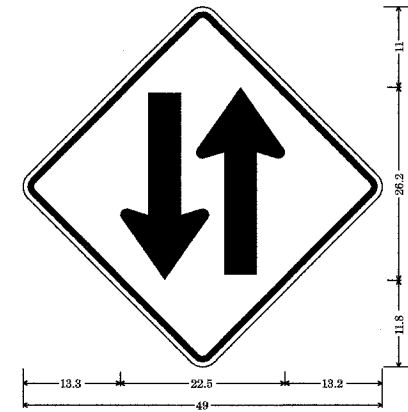


F.A. RTE.	SECTION	COUNTY	TOTAL SHEETS	SHEET NO.
•	129K	WINNEBAGO	585	178
STA.	TO STA.			
FED. ROAD DIST. NO.	ILLINOIS	FED. AID PROJECT		

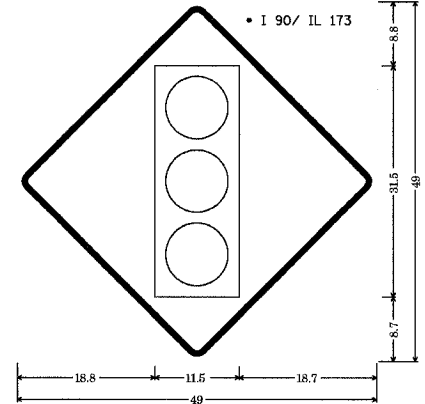
NOTE: USE 4" X 6" X 20' WOOD POSTS FOR SIGNS.  
 ALL SIGNS TO BE MOUNTED AT A 5' MIN. BOTTOM.  
 ANY EXCESS WOOD POST SHALL BE CUT OFF  
 AND THIS SHALL BE INCLUDED IN THE COST OF EACH WOOD POST

KURT GLAZIER, 815-284-5478, OF THE ILLINOIS DEPARTMENT OF TRANSPORTATION SHALL BE NOTIFIED TWO (2) WEEKS PRIOR TO THE LOCATION AND PLACEMENT OF SIGNS ON THIS PROJECT.




W6-3 EXPWY;  
 36.0" across sides 2.3" Radius, 0.9" Border, 0.6" Indent, Black on Yellow;

W6-3 36x 36  
 STA 147+00 LT  
 STA 225+00 RT




W3-3 MIN & STD;  
 36.0" across sides 2.3" Radius, 0.9" Border, 0.6" Indent, Black on Yellow;

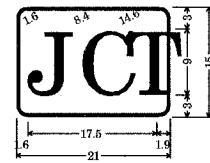
W3-3 48 X 48  
 STA 149+50 LT  
 STA 169+00 LT  
 STA 193+50 RT  
 STA 209+00 RT



M2-1 INTERSTATE;  
 1.6" Radius, 0.5" Border, White on Blue;  
 [JCT] C 125) spacing;



M2-1 INTERSTATE;  
 1.5" Radius, 0.5" Border, White on Blue;  
 [JCT] C 125) spacing;



M2-1 INTERSTATE;  
 1.5" Radius, 0.5" Border, White on Blue;  
 [JCT] C 125) spacing;



M2-1 INTERSTATE;  
 1.5" Radius, 0.5" Border, White on Blue;  
 [TOLL] D 50) spacing;




M2-1 INTERSTATE;  
 1.5" Radius, 0.5" Border, White on Blue;  
 [TOLL] D 50) spacing;



M2-1 INTERSTATE;  
 1.5" Radius, 0.5" Border, White on Blue;  
 [TOLL] D 50) spacing;



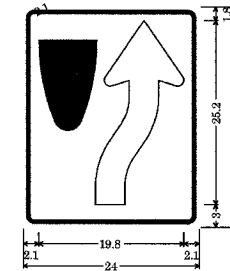
M2-1 21 X15 BLUE  
 M4-I100 24 X 12 BLUE  
 M1-1 24 X 24 BLUE  
 STA 166+00 RT  
 STA 206+50 LT



M2-1 21 X15 BLUE  
 M4-I100 24 X 12 BLUE  
 M1-1 24 X 24 BLUE  
 STA 166+00 RT  
 STA 206+50 LT



M2-1 21 X15 BLUE  
 M4-I100 24 X 12 BLUE  
 M1-1 24 X 24 BLUE  
 STA 166+00 RT  
 STA 206+50 LT



R4-7 STD;  
 1.5" Radius, 0.6" Border, 0.4" Indent, Black on White;

R4-7 24 X 30  
 STA 151+00 MEDIAN  
 STA 182+00 MEDIAN  
 SB RAMP MEDIAN  
 STA 195+00 MEDIAN  
 STA 211+00 MEDIAN  
 STA 213+50 MEDIAN  
 STA 222+50 MEDIAN

TABULATION OF SIGN QUANTITIES

PAY CODE	ITEM	UNIT	TOTAL
72700100	STRUCTURAL STEEL SIGN SUPPORT BREAKAWAY	POUND	4961.83
73000100	WOOD SIGN SUPPORT	FOOT	580
72000100	SIGN PANEL TYPE I	SQ FT	172
72000200	SIGN PANEL TYPE II	SQ FT	72
72000300	SIGN PANEL TYPE III	SQ FT	714
73400100	CONCRETE FOUNDATION	CU YD	11

REVISIONS		ILLINOIS DEPARTMENT OF TRANSPORTATION
NAME	DATE	

SCALE: VERT. \_\_\_\_\_  
 HORIZ. \_\_\_\_\_  
 DATE \_\_\_\_\_

DRAWN BY \_\_\_\_\_  
 CHECKED BY \_\_\_\_\_

PLOT DATE = #DATE#  
 FILE NAME = #TITLE#  
 PLOT SCALE = #SCALE#  
 USER NAME = #USER#