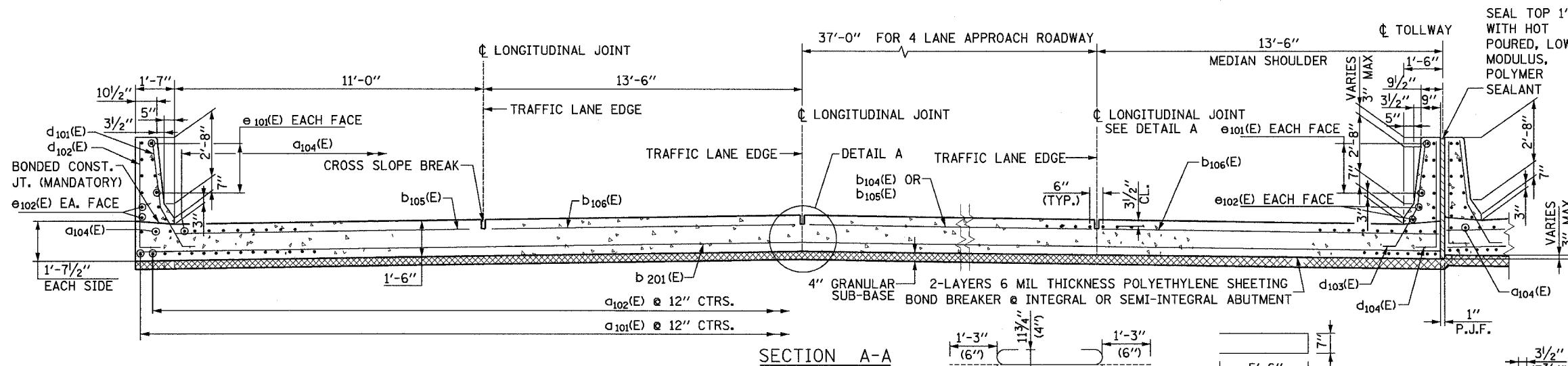


STATE OF ILLINOIS
DEPARTMENT OF TRANSPORTATION

ROUTE NO.	SECTION	COUNTY	SHEET	SHEET NO. S36
303	129K	WINNEBAGO	585	215
CONTRACT NO. 64594				OF SHEETS S47



•REINFORCING BAR SCHEDULE
(FOR SOUTHBOUND APPROACH SLAB)

BAR	NO.	SIZE	LENGTH	SHAPE
a101(E)	154	#9	32'-0"	U
a102(E)	152	#9	25'-6"	U
a104(E)	268	#4	29'-6"	U
b104(E)	16	#4	11'-8"	U
b105(E)	48	#4	12'-2"	U
b106(E)	32	#4	13'-2"	U
b110(E)	8	#5	13'-10"	U
b111(E)	8	#5	12'-9"	U
b112(E)	4	#5	12'-3"	U
b113(E)	4	#5	11'-4"	U
b201(E)	240	#5	28'-3"	U
t101(E)	152	#4	5'-8"	U
t102(E)	152	#4	6'-8"	U
t103(E)	32	#4	11'-7"	U
w101(E)	144	#5	28'-4"	U
Reinforcement Bars, Epoxy Coated			Pound	49,160

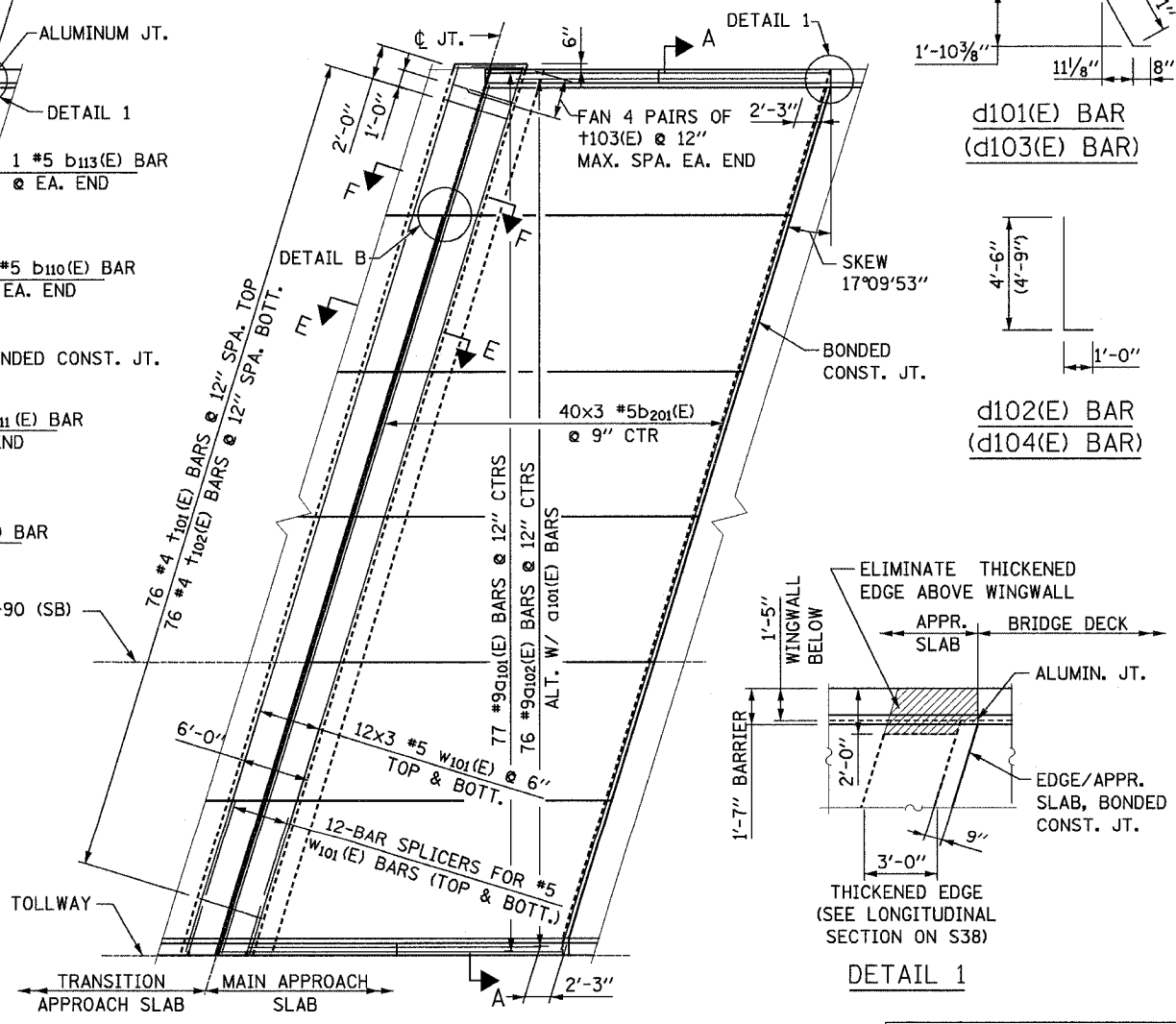
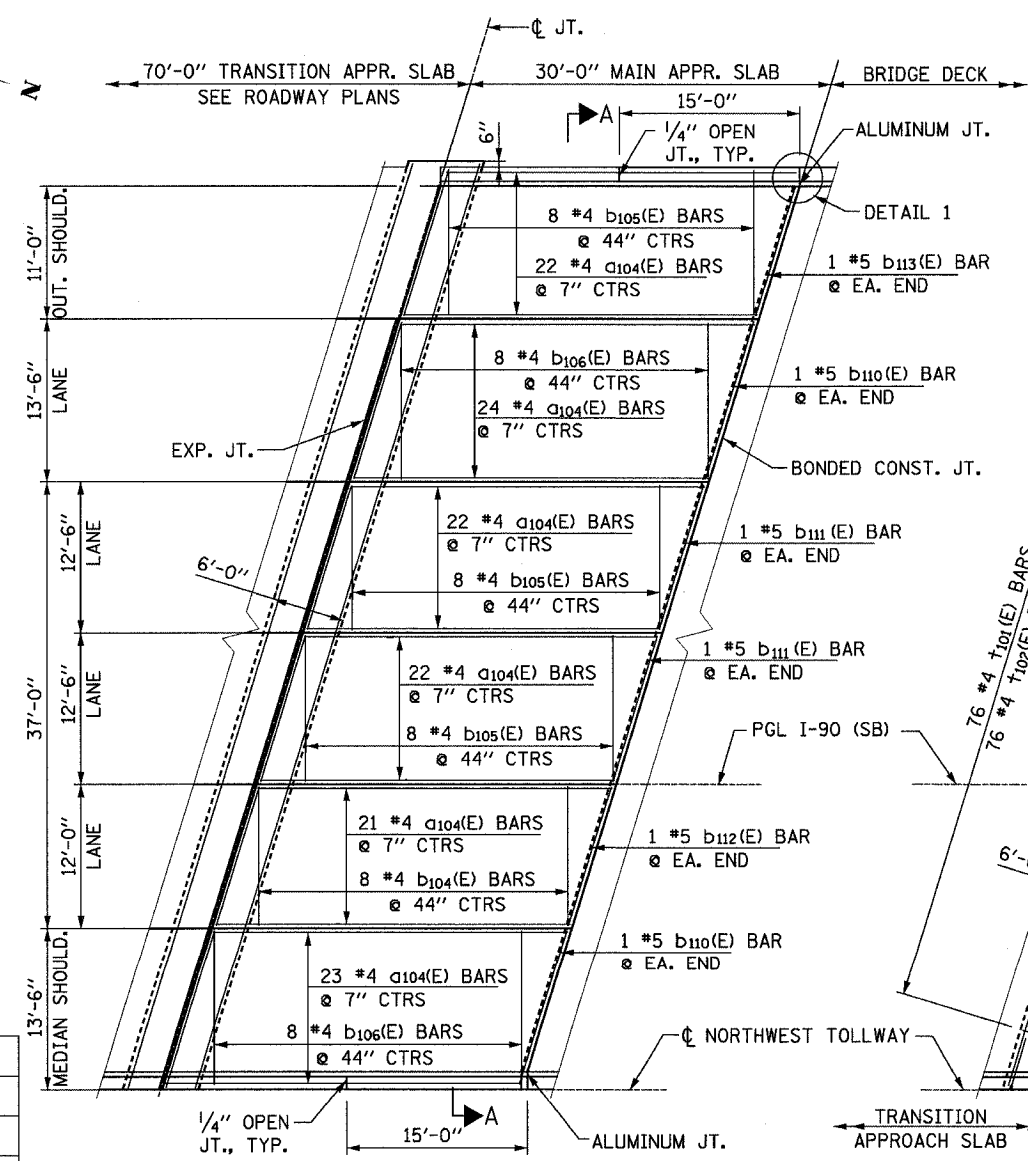
BILL OF MATERIAL

PAY ITEM NUMBER	DESCRIPTION	UNIT	QUANTITY
42001400	Bridge Approach Pavement (Special)	Sq. Yds.	511
Z002600	Bar Splacers	Each	48

* FOR INFORMATION ONLY.

NOTES:

- SEE SHEET S40 FOR DETAILS A, B & D, SECTIONS E-E & F-F, AND BARRIER ELEVATIONS & DETAILS.
- FOR LONGITUDINAL SECTION, SEE SHEET S38.
- FOR PROFILE & CURVE DATA AND 70 FEET TRANSITION APPROACH SLAB, SEE ROADWAY PLANS.
- FOR WINGWALLS, SEE SHEETS S11 & S14.
- TILT HOOK OF #9 BARS FOR MINIMUM 3/2" CLEARANCE.
- CUT REINFORCEMENT IN FIELD TO FIT THE SKEW AND USE REMAINDER IN OPPOSITE END.
- TOOL EDGES OF EXPANSION JOINT TO 1/4" RADIUS.
- REINFORCING BARS DESIGNATED "E" SHALL BE EPOXY COATED.
- APPROACH SLAB CONCRETE BARRIERS SHALL BE CONSTRUCTED AND PAID FOR IN ACCORDANCE WITH SECTIONS 503 AND 508 OF IDOT STANDARD SPECIFICATIONS.
- PROTECTIVE COAT SHALL BE APPLIED TO TOP AND TRAFFIC FACES OF MEDIAN AND OUTSIDE BARRIERS.
- WORK THIS SHEET WITH SHEETS S37 THRU S40.



DESIGNED	JZ
CHECKED	JIG
DRAWN	JZ
CHECKED	JIG

S. APPROACH SLAB TOP REINFORCEMENT

S. APPROACH SLAB BOTTOM REINFORCEMENT



SOUTH APPROACH SLAB (SB)
N.W. TOLLWAY
OVER IL 173 (F.A.P. ROUTE 303)
SECTION 129K
WINNEBAGO COUNTY
STATION 443+73.62
S.N. 101-9963 (SB) & 101-9964 (NB)
TOLLWAY S.N. 703 (NB) & 704 (SB)