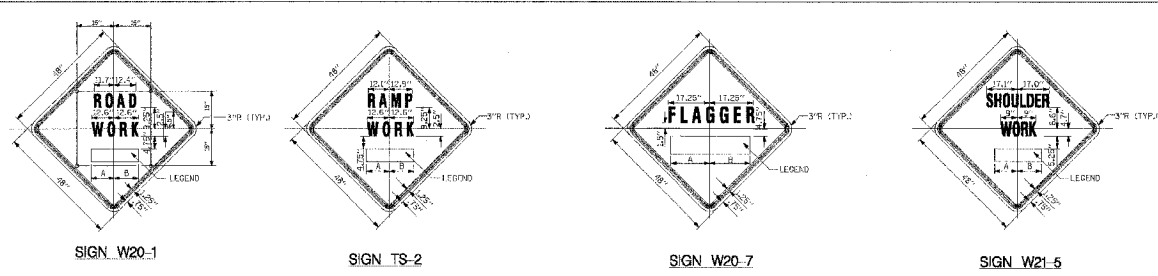
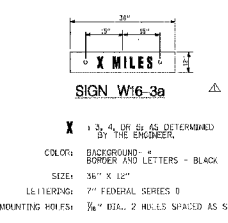


F.A.P. RTE.	SECTION	COUNTY	TOTAL SHEETS	SHEET NO.
303	I29K	WINNEBAGO	585	280
STA.		TO STA.		
FED. ROAD DIST. NO.	ILLINOIS	FED. AID PROJECT		



SIGN NO.	LEGEND	A	B
R20-1A	1 MILE	15.50"	15.50"
R20-2A	500 FT	14.25"	14.25"
R20-3A	1000 FT	14.88"	15.75"
R20-4A	1500 FT	14.88"	16.75"
R20-5A	1 MILE	15.50"	15.50"
R20-6A	2 MILE	15.50"	15.50"



SIGN NO.	LEGEND	A	B
TS-23	500 FT	14.25"	14.25"
TS-22	1000 FT	14.88"	15.75"
TS-20	1500 FT	14.88"	16.75"
TS-21	1 MILE	15.50"	15.50"
TS-21	1 MILE	15.50"	15.50"

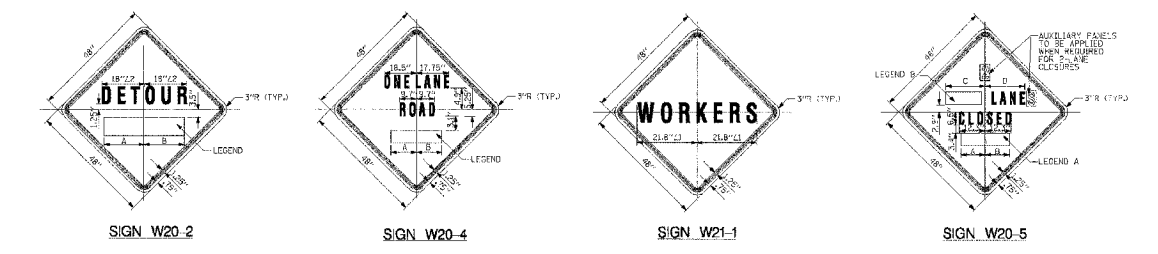
**NOTES:**  
 DIMENSIONS INDICATED THUS ARE BASED ON A REDUCTION IN STANDARD LETTERING SPACING AS SHOWN BELOW.  
 (1) SPACING REDUCED BY 20%  
 (2) SPACING REDUCED BY 40%  
 (3) SPACING REDUCED BY 50%  
 \*\*FLUORESCENT ORANGE TYPE A REFLECTIVE SHEETING PER STANDARD SPECIFICATIONS  
 SEE STANDARD DRAWINGS SD XX-118 (SHEET 1 OF 2) FOR ADDITIONAL STANDARD CONSTRUCTION SIGNS (1)

APPROVED: [Signature] DATE: 5-28-2001

**CTE ENGINEERS**  
 CONSULTING ENGINEERS, INC.

**THE ILLINOIS STATE TOLL HIGHWAY AUTHORITY**  
 2200 OGDEN AVENUE  
 DOWNERS GROVE, ILLINOIS 60515

NO.	DATE	DESCRIPTION	STANDARD SD 04-118	DRAWING NO.
1	5/28/01	ISSUED FOR CONSTRUCTION	SIGNS II	ES 01



SIGN NO.	LEGEND	A	B
R20-2A	AHEAD	17.44"	17.44"
R20-2B	500 FT	16.25"	17.25"
R20-2C	1000 FT	17.00"	18.00"
R20-2D	1500 FT	17.00"	18.00"
R20-2E	1 MILE	18.00"	18.00"
R20-2F	2 MILE	18.00"	18.00"

SIGN NO.	LEGEND	A	B
W20-5A	RIGHT	13.00"	18.00"
W20-5B	LEFT	17.44"	17.44"
W20-5C	LEFT	20.38"	18.75"

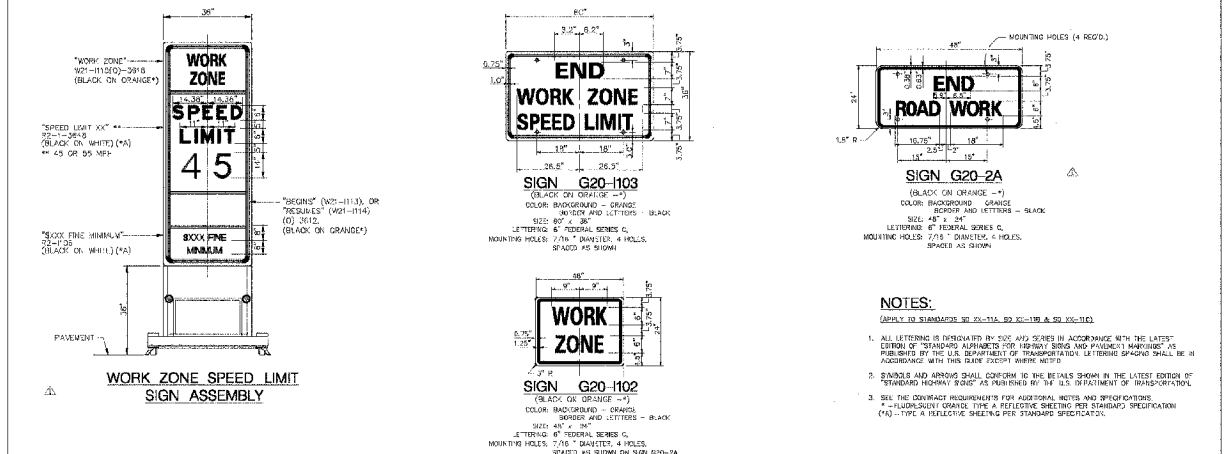
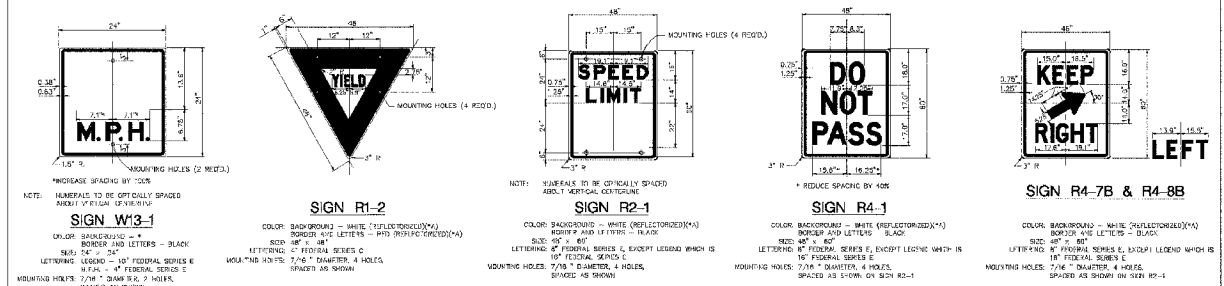
**NOTES:**  
 DIMENSIONS INDICATED THUS ARE BASED ON A REDUCTION IN STANDARD LETTERING SPACING AS SHOWN BELOW.  
 (SEE NOTE 1 ON STANDARD SD XX-112)  
 (1) SPACING REDUCED BY 20%  
 (2) SPACING REDUCED BY 40%  
 (3) SPACING REDUCED BY 50%  
 \*\*FLUORESCENT ORANGE TYPE A REFLECTIVE SHEETING PER STANDARD SPECIFICATIONS  
 ALSO SEE STANDARD DRAWINGS SD XX-118 (SHEET 1 OF 2) FOR ADDITIONAL STANDARD CONSTRUCTION SIGNS (1)

APPROVED: [Signature] DATE: 11-03-2001

**CTE ENGINEERS**  
 CONSULTING ENGINEERS, INC.

**THE ILLINOIS STATE TOLL HIGHWAY AUTHORITY**  
 2200 OGDEN AVENUE  
 DOWNERS GROVE, ILLINOIS 60515

NO.	DATE	DESCRIPTION	STANDARD SD 04-118	DRAWING NO.
1	11/03/01	REVISED SIGN ASSEMBLY	CONSTRUCTION SIGNS II	ES 01



APPROVED: [Signature] DATE: 5-28-2001

**CTE ENGINEERS**  
 CONSULTING ENGINEERS, INC.

**THE ILLINOIS STATE TOLL HIGHWAY AUTHORITY**  
 2200 OGDEN AVENUE  
 DOWNERS GROVE, ILLINOIS 60515

NO.	DATE	DESCRIPTION	STANDARD SD 04-118	DRAWING NO.
1	5/28/01	REVISED SIGN ASSEMBLY	CONSTRUCTION SIGNS II	ES 01

**NOTES:**  
 (APPLY SD STANDARD SD 20-114, SD 20-116 & SD 20-118)  
 1. ALL LETTERING IS FORWARDED BY THE AGENCY IN ACCORDANCE WITH THE LATEST EDITION OF STANDARD ALPHABET FOR ROAD SIGNS AND PLANNING MARKINGS AS PUBLISHED BY THE U.S. DEPARTMENT OF TRANSPORTATION. LETTERING SPACING SHALL BE IN ACCORDANCE WITH THIS STATE EXCEPT WHERE NOTED.  
 2. SYMBOLS AND ARRANGEMENTS SHALL CONFORM TO THE DETAILS SHOWN IN THE LATEST EDITION OF STANDARD HIGHWAY SIGNS AS FORWARDED BY THE U.S. DEPARTMENT OF TRANSPORTATION.  
 3. SEE THE CONTRACT REQUIREMENTS FOR ADDITIONAL NOTES AND SPECIFICATIONS.  
 (A) - FLUORESCENT ORANGE TYPE A REFLECTIVE SHEETING PER STANDARD SPECIFICATION  
 (M) - TYPE A REFLECTIVE SHEETING PER STANDARD SPECIFICATION

REVISIONS		ILLINOIS DEPARTMENT OF TRANSPORTATION
NAME	DATE	
		ISTHA STANDARDS
		SCALE: VERT. N/A HORIZ. N/A DATE: SEPTEMBER 14, 2005
		DRAWN BY: KRL CHECKED BY: PDS