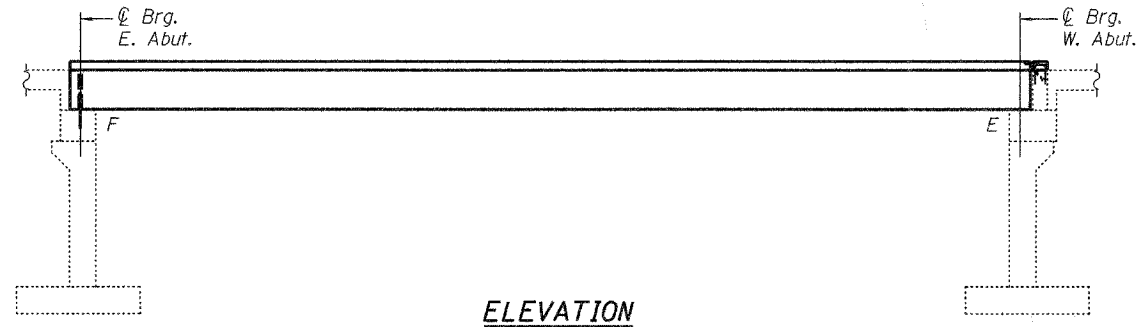
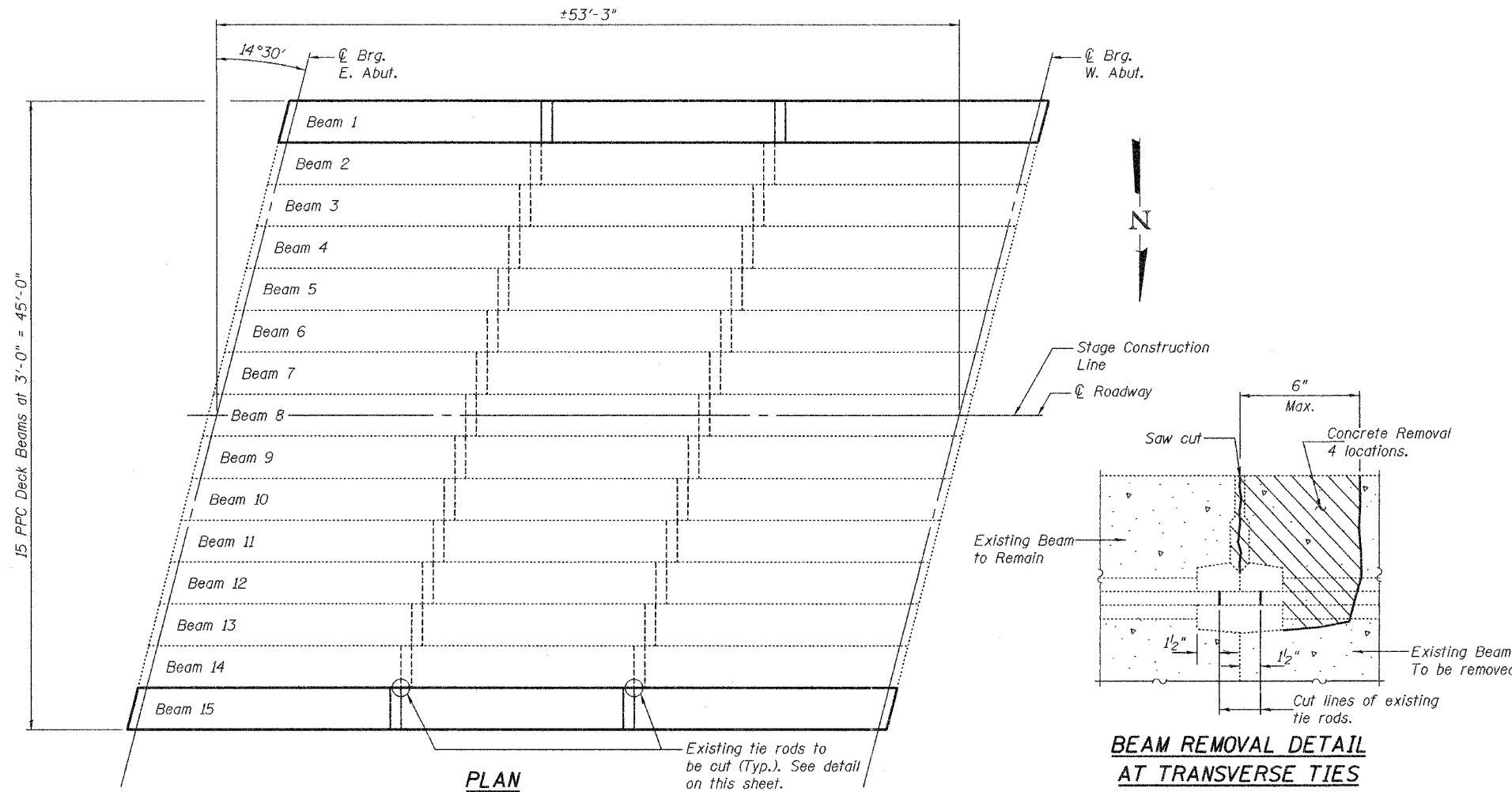


STATE OF ILLINOIS
DEPARTMENT OF TRANSPORTATION

ROUTE NO.	SECTION	COUNTY	STATES	SHEET NO.	SHEET NO. 1 5 SHEETS
		Rock Island	90	50	
FED. ROAD DIST. NO. 7		ILLINOIS	FED. AID PROJECT-		Contract Number: 64641

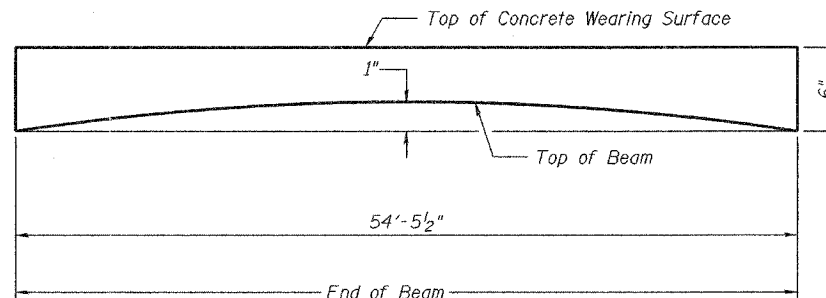


ELEVATION



PLAN

BEAM REMOVAL DETAIL
AT TRANSVERSE TIES



ANTICIPATED INITIAL CAMBER DIAGRAM

GENERAL NOTES

Plan dimensions and details relative to existing structure have been taken from existing plans and are subject to nominal construction variations. It shall be the Contractor's responsibility to verify such dimensions and details in the field and make necessary approved adjustments prior to construction or ordering of materials. Such variations shall not be cause for additional compensation for a change in the scope of the work, however, the Contractor will be paid for the quantity actually furnished at the unit price bid for the work.

The minimum thickness of the Concrete overlay shall be 5" and varies as required to adjust for the new profile grade and beam camber.

Reinforcement bars shall conform to the requirements of AASHTO M31 or M322, Grade 60.

All construction joints shall be bonded.

Any damage done to the bridge during beam removal shall be repaired by the Contractor. Cost to be included in the cost of "Removal of Existing P.P.C. Deck Beams".

Temporary concrete barrier shall only be anchored into the overlay and not into the P.P.C. Deck Beams.

The cut strands at each beam end shall be given two coats of zinc dust spray or paint meeting the requirements of ASTM A780. The zinc dust spray or paint shall be applied before corrosion appears and allowed to dry according to manufacturer's specifications prior to another coat of zinc. A concrete sealer meeting the requirements of Section 587 of the Standard Specifications shall be applied to the exterior face and 9" in on the underside of each fascia beam. The sealer shall be applied after visible crack growth has subsided. This work shall be performed by the producer and included with the cost of the beam.

TOTAL BILL OF MATERIAL

ITEM	UNIT	QUANTITY
Removal of Existing PPC Deck Beams	Sq. Ft.	327
Bituminous Concrete Surface Removal Complete	Sq. Yd.	236
Asbestos Bearing Pad Removal	Each	2
PPC Deck Beams (27" Depth)	Sq. Ft.	327
Reinforcement Bars, Epoxy Coated	Pound	3,530
Steel Bridge Rail, Type SM	Foot	109
Concrete Wearing Surface, 5"	Sq. Yd.	262.0
Bridge Deck Grooving	Sq. Yd.	256.4
Silicone Joint Sealer, 1 3/4"	Foot	47
Polymer Concrete	Cu. Ft.	3.4
Bar Splicers	Each	57
Keyway Repair	Foot	654
Bearing Pad Adjustment	Each	26
Dowel Repair	Each	26
Protective Coat	Sq. Yd.	266

* Quantity shown is for the full length of all existing keyways. Actual locations to be repaired will be determined by the Engineer after removal of the existing wearing surface and waterproofing membrane.

DESIGN STRESSES
PRESTRESS UNITS

f'c = 5,000 psi
f'ci = 4,000 psi
f's = 270,000 psi (1/2" φ low lax strands)
f'si = 201,960 psi (1/2" φ low lax strands)

PLAN AND ELEVATION
IL 92
ROCK ISLAND COUNTY
SN 081-0076

DESIGNED Victor H. Veitz
CHECKED Mike J. Tuello
DRAWN [Signature]
CHECKED VHV

September 23, 2005
EXAMINED John A. Morris
PASSED [Signature]



Expires: November 30, 2006