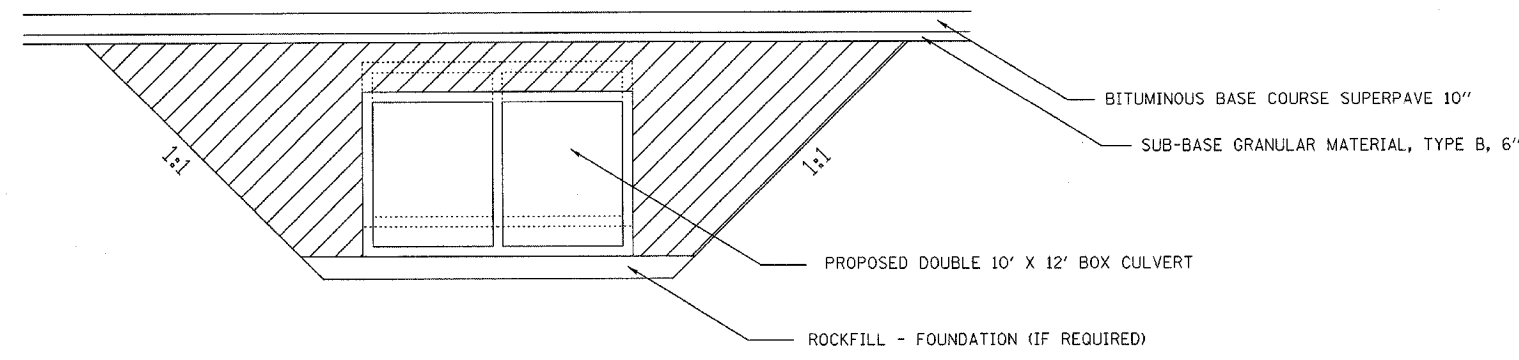
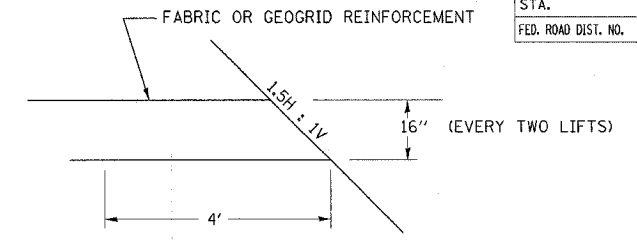


F.A.S. RTE.	SECTION	COUNTY	TOTAL SHEETS	SHEET NO.
1774	113(B-5,B-6)	LOGAN	60	45
STA.		TO STA.		
FED. ROAD DIST. NO.	ILLINOIS	FED. AID PROJECT		



GRANULAR CULVERT BACKFILL DETAIL
STA 1727+55 TO 1728+18

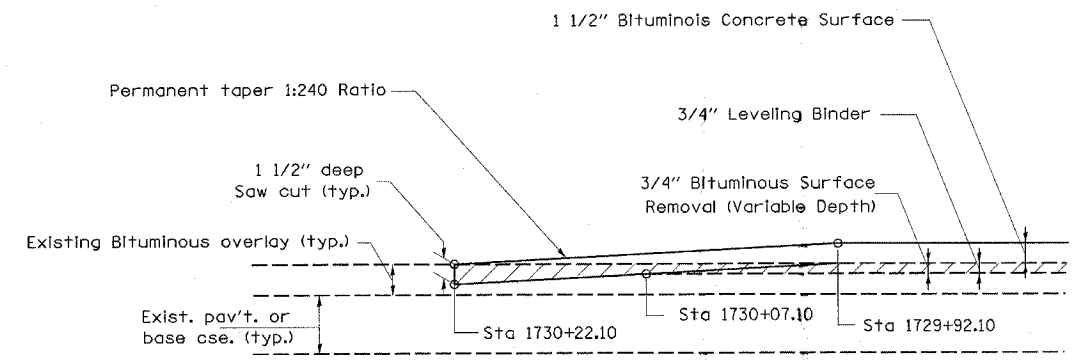
LIMITS OF GRANULAR CULVERT BACKFILL



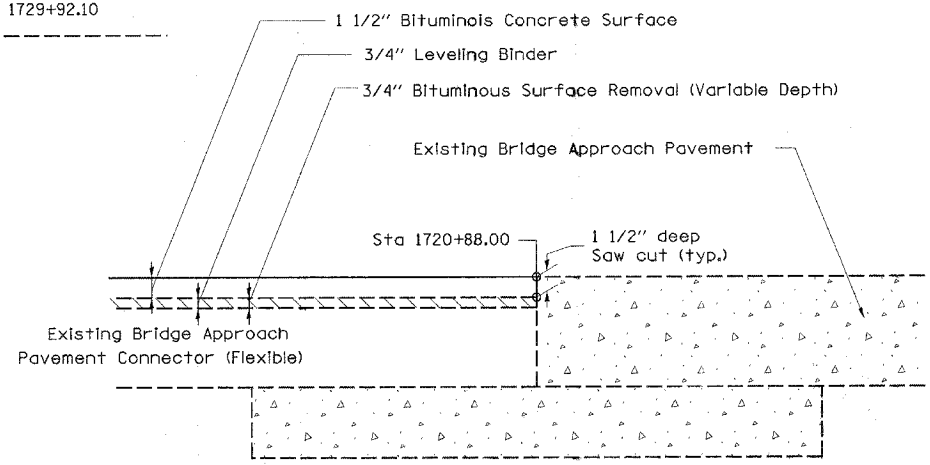
1.5 H: 1V SLOPE REINFORCEMENT
(AT BOX CULVERT SN 054-2506)

SLOPE BENCHING NOTES

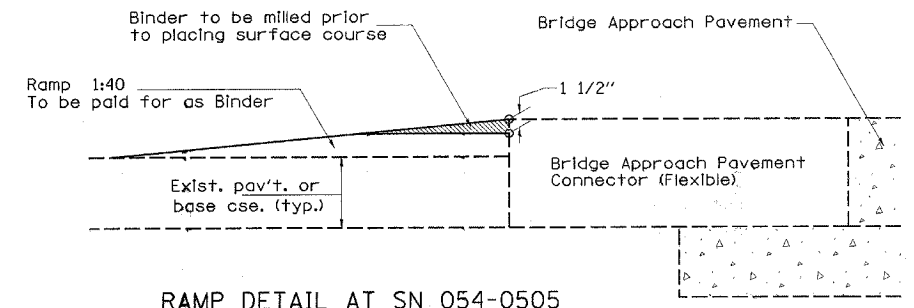
1. SLOPE BENCHING WILL BE REQUIRED TO CONSTRUCT THE EMBANKMENT AS DIRECTED BY THE ENGINEER.
2. SLOPE BENCHING SHALL BE INCIDENTAL TO THE EARTH EXCAVATION OR FURNISHED EXCAVATION PAY ITEMS INCLUDED IN THE PLANS.
3. THE TREAD WIDTH OF STEPS SHALL BE A MINIMUM OF 4 FEET.
4. SLOPE TREADS INTO THE EXISTING SIDEHILL AS SHOWN.
5. REFER TO ARTICLE 205.04 FOR EMBANKMENT TO BE CONSTRUCTED ON HILLSIDE OR SLOPES, OR IF EXISTING EMBANKMENTS ARE TO BE WIDENED.



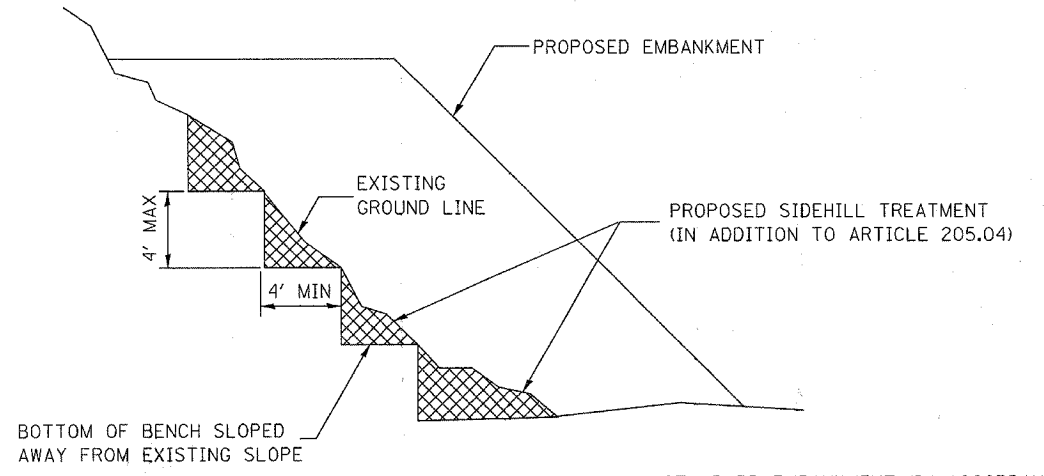
BUTT JOINT DETAIL



BUTT JOINT DETAIL



RAMP DETAIL AT SN 054-0505
TO BE PLACED DURING STAGING
SEE STAGING PLANS FOR LOCATIONS



STANDARD EMBANKMENT (IN ACCORDANCE WITH SECTION 205 OF THE STANDARD SPECIFICATIONS).

SLOPE BENCHING DETAIL

REVISIONS	
NAME	DATE

ILLINOIS DEPARTMENT OF TRANSPORTATION
MISCELLANEOUS DETAILS
FAS 1774 (OLD IL 121)
Section: 113(B-5,B-6)
Logan County
SCALE: NOT DRAWN TO SCALE
DRAWN BY TEC
CHECKED BY