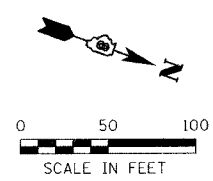
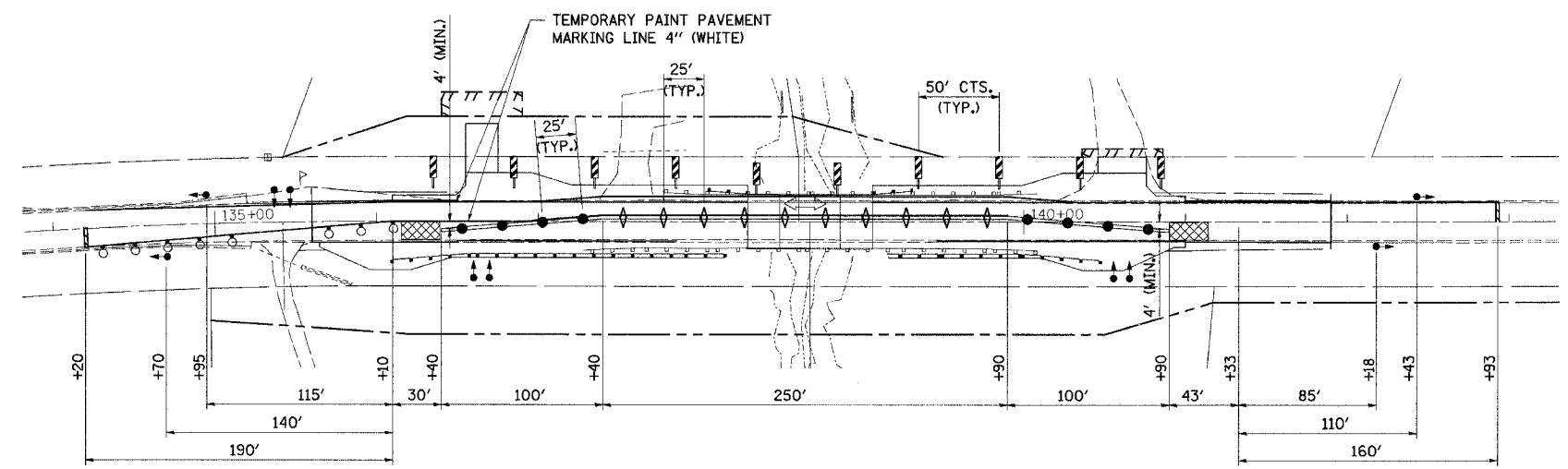


F.A.P. RTE.	SECTION	COUNTY	TOTAL SHEETS	SHEET NO.
609	...	ST. CLAIR	46	13
STA.	TO STA.			
FED. ROAD DIST. NO.	ILLINOIS	FED. AID PROJECT		
... SEC. 76-3BR				
CONTRACT NO. 76268				

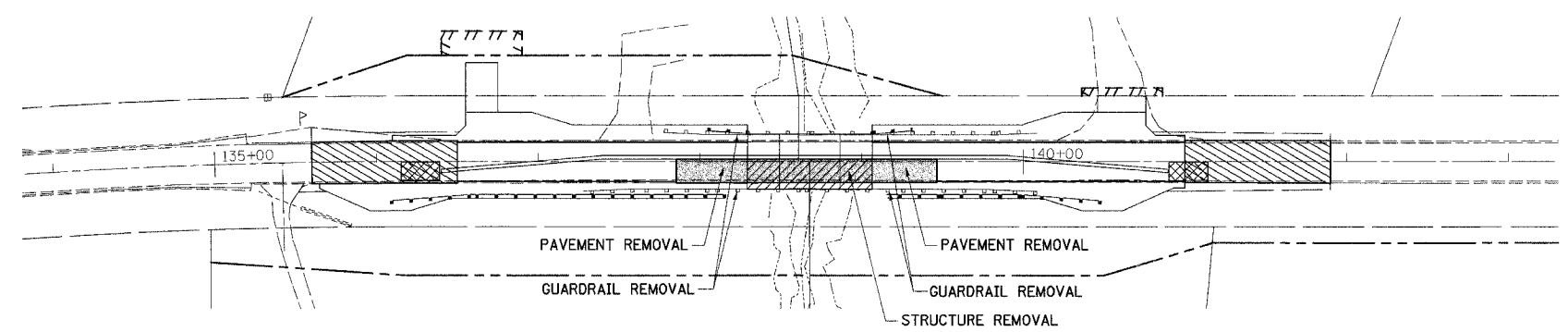


**STAGE I  
SEQUENCE OF OPERATIONS**

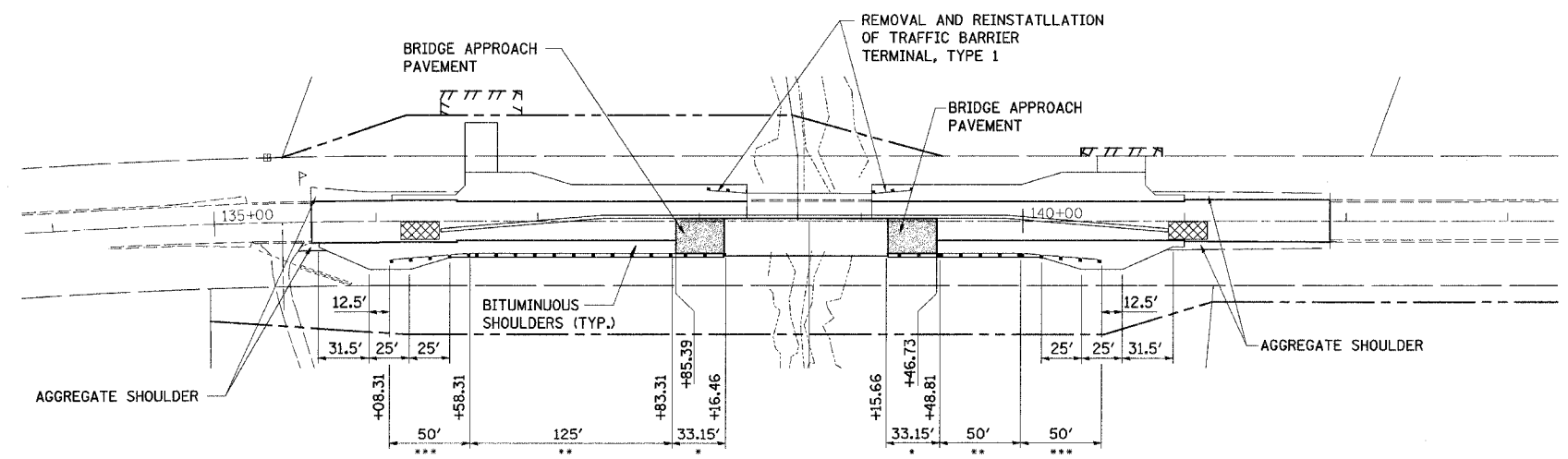
1. PRIOR TO INSTALLING TEMPORARY TRAFFIC CONTROL DEVICES FOR STAGING OPERATIONS, PERFORM ALL BITUMINOUS SURFACE REMOVAL ITEMS, CONSTRUCT RELOCATED FIELD ENTRANCE AT STA. 136+65 LT., CONSTRUCT BITUMINOUS SHOULDERS, AND TEMPORARY RAMPS USING TRAFFIC CONTROL AND PROTECTION STANDARDS 701006, 701306 AND 701326
2. INSTALL TEMPORARY TRAFFIC SIGNALS, ATTENUATOR BASES, ATTENUATORS, TEMPORARY CONCRETE BARRIERS AND DRUMS WITH THE AID OF TRAFFIC CONTROL AND PROTECTION STANDARDS 701201 AND 701006. ALL OTHER ITEMS AS PER THESE DETAILS AND AS PER LANE CLOSURE 2L, 2W, BRIDGE REPAIR WITH BARRIER STANDARD 701321. BEGIN OPERATING UNDER STAGE I TRAFFIC CONDITIONS WITH THE AID OF TRAFFIC CONTROL AND PROTECTION STANDARD 701201 AND 701006.
3. DRIVE TEMPORARY SHEET PILING, REMOVE EXISTING PAVEMENT, AGGREGATE SHOULDERS, GUARDRAIL & TRAFFIC BARRIER TERMINALS, EXCAVATE, AND REMOVE PORTION OF EXISTING STRUCTURE.
4. CONSTRUCT NEW PORTION OF PROPOSED STRUCTURE, BACKFILL, COMPACT, CONSTRUCT PAVEMENT, BITUMINOUS SHOULDERS, STEEL PLATE BEAM GUARDRAIL, TRAFFIC BARRIER TERMINAL, ROUGH GRADING OF DITCHES AND TEMPORARY RAMPS.



**TRAFFIC CONTROL**



**REMOVAL SCHEMATIC**



**CONSTRUCTION SCHEMATIC**

**LEGEND**

	STRUCTURE REMOVAL
	PAVEMENT REMOVAL AND PATCHING
	BITUMINOUS SURFACE REMOVAL (BUTT JOINT)
	TYPE III BARRICADE WITH FLASHING LIGHTS
	TRAFFIC SIGNALS
	DRUM WITH STEADY BURNING LIGHT
	STOP LINE 24"
	IMPACT ATTENUATORS, TEMPORARY (FULLY-REDIRECTIVE, WIDE)
	DOUBLE VERTICAL PANEL
	TYPE C BIDIRECTIONAL REFLECTOR
	STEADY BURNING LIGHTS AND DOUBLE VERTICAL PANEL

ILLINOIS DEPARTMENT OF TRANSPORTATION  
**STAGE I CONSTRUCTION**  
FAP RTE 609 (IL RTE. 163)  
SECTION 76-3BR  
ST. CLAIR COUNTY

REVISIONS	
NAME	DATE

SCALE: VERT. \_\_\_\_\_  
HORIZ. \_\_\_\_\_  
DATE 9/30/04

DRAWN BY: SUTHEARD  
DESIGNED BY: SUTHEARD  
CHECKED BY: COLBROOK

GREENE & BRADFORD, INC.  
CONSULTING ENGINEERS  
OF ILLINOIS

COMPUTER FILE NO.  
STG163BR-1  
PROJECT 02076  
6/30/05-MDS

PLAN	DATE
NO.	
BY	
CHECKED	
DATE	
FILE NAME	

PROJ. FILE	DATE
NO.	
BY	
CHECKED	
DATE	
FILE NAME	

FILE NAME = I:\02076\DRAWINGS\STG163BR.dgn  
PLOT SCALE = 50' = 1" (VERTICAL)  
PLOT DATE = 8/30/2005  
PLOT TIME = 4:00:06 PM  
OPERATOR = mds