ROUTE NO.	SECTION	COUNTY	TOTAL SHEETS	SHEET NO.
F.A. 309 (U.S. 30)	(7B-1D & 7BR	WHITESIDE, IL CLINTON, IA.		11
FED. ROAD DIST. NO.		ILLINOIS	FED. AID PROJECT	

SHEET NO. -
- SHEETS

Contract 84841

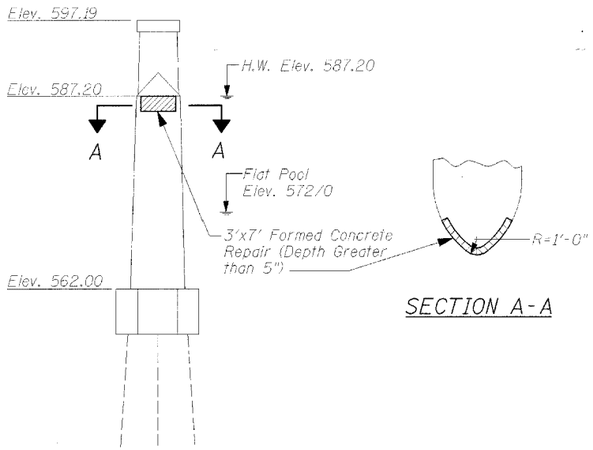

SECTION A-A

END ELEVATION PIER E13
(ITEM 32)

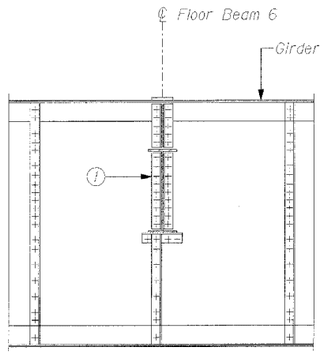

PARTIAL ELEVATION G1
(ITEM 33)

1 The existing tack weld is cracked. Remove the crack by grinding off the tack weld. After tack weld is removed, inspect the weld area by magnetic-particle inspection methods for surface and near surface discontinuities. All costs associated with this work shall be included in the unit price bid for "Structural Steel Repair".

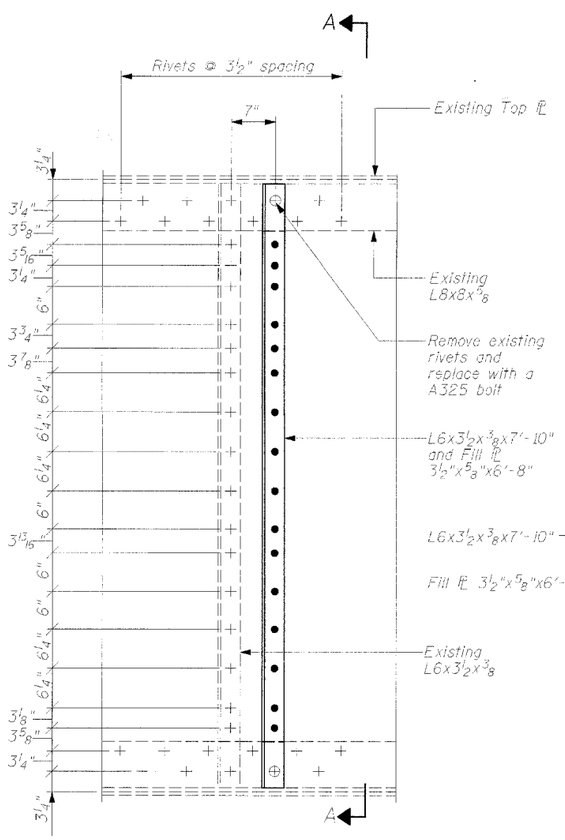

ELEVATION
NEW TRANSVERSE STIFFENER
(ITEMS 10, 11, 21 & 22)

+ Existing Rivet
● Drill new hole & install new bolt
⊕ Existing Rivet, replace w/ new bolt



SECTION A-A

NOTES FOR NEW TRANSVERSE STIFFENERS:

1. The Contractor shall field measure the rivet spacing at the 4th and 8th stiffener from Pier W3 on south side of Girder 2, 5th stiffener west of Pier E13 on north face of Girder 1 and 1st stiffener east of Pier E13 of Girder 2.
2. Remove one existing rivet at the top and bottom of web.
3. Pre-drill holes in new L6x3½x⅜ and fill plate to match adjacent stiffener rivet spacing.
4. Field drill holes in the web of girder to match the new fill plate and new angle.
5. Install the new fill plate and angle with 1"φ A325 bolts.
6. All costs associated with this work shall be included in the unit price bid for "Structural Steel Repair".

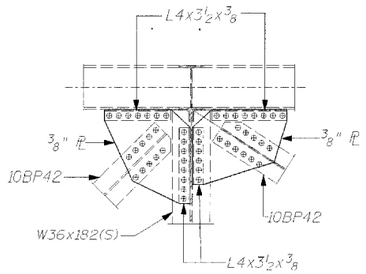

NOTE:

1. Contractor shall field measure the size and thickness of the existing gusset plate, number and spacing of rivets on each existing rusted gusset plate.
2. Furnish a new gusset plate with the same size, thickness and number of bolt holes.
3. Remove the existing rivets connecting the gusset plate to the beam. Remove the existing gusset plate and install the new plate and fasten with new bolts.
4. The removal of the existing gusset plate and installation of the new plate shall be done on the same day.
5. All costs associated with this work shall be included in the unit price bid for "Structural Steel Repair".

REPLACING TOP GUSSET PLATE OF
BOTTOM LATERAL BRACING CONNECTION
(ITEMS 26, 27 & 28)

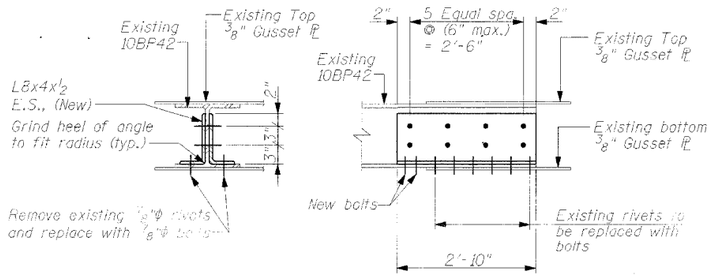

REPAIR OF BOTTOM LATERAL
BRACING MEMBER
(ITEM 25)

All costs associated with this work shall be included in the unit price bid for "Structural Steel Repair".

PIER, TRANSVERSE STIFFENER
AND BOTTOM LATERAL
BRACING REPAIR

CLINTON GATEWAY BRIDGE
OVER MISSISSIPPI RIVER
F.A. RTE. 309 (U.S. 30)
SECTION (7B-1)D & 7BR
WHITESIDE COUNTY
STRUCTURE NUMBER 098-6003

Clark Dietz

CHAMPAIGN, ILLINOIS
CHICAGO, ILLINOIS
EVANSVILLE, INDIANA
INDIANAPOLIS, INDIANA
KENOSHA, WISCONSIN
SPRING GREEN, WISCONSIN

REVISIONS	
NAME	DATE

NOTE: DIMENSIONAL DATA IS NOT TO BE OBTAINED BY SCALING ANY PORTION OF THIS DRAWING.

DESIGNED BY: MM PROJECT NO: 102289
DRAWN BY: MEW DATE: 6/95
CHECKED BY: MM

DRAWING NUMBER
S 6