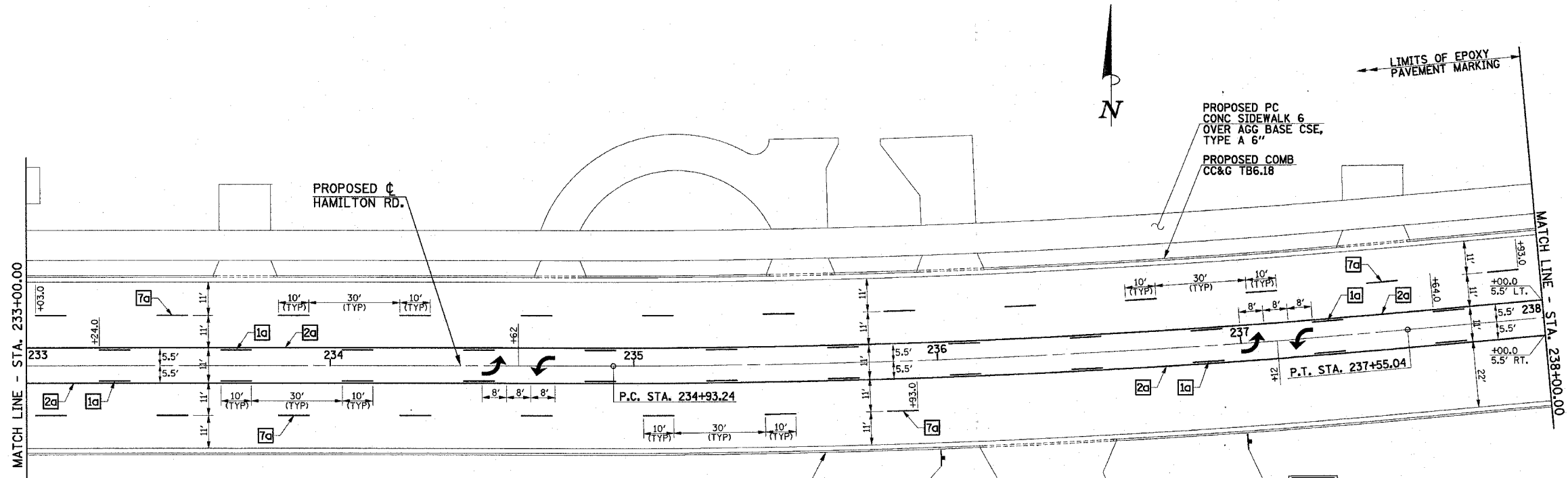
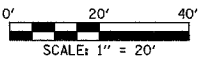


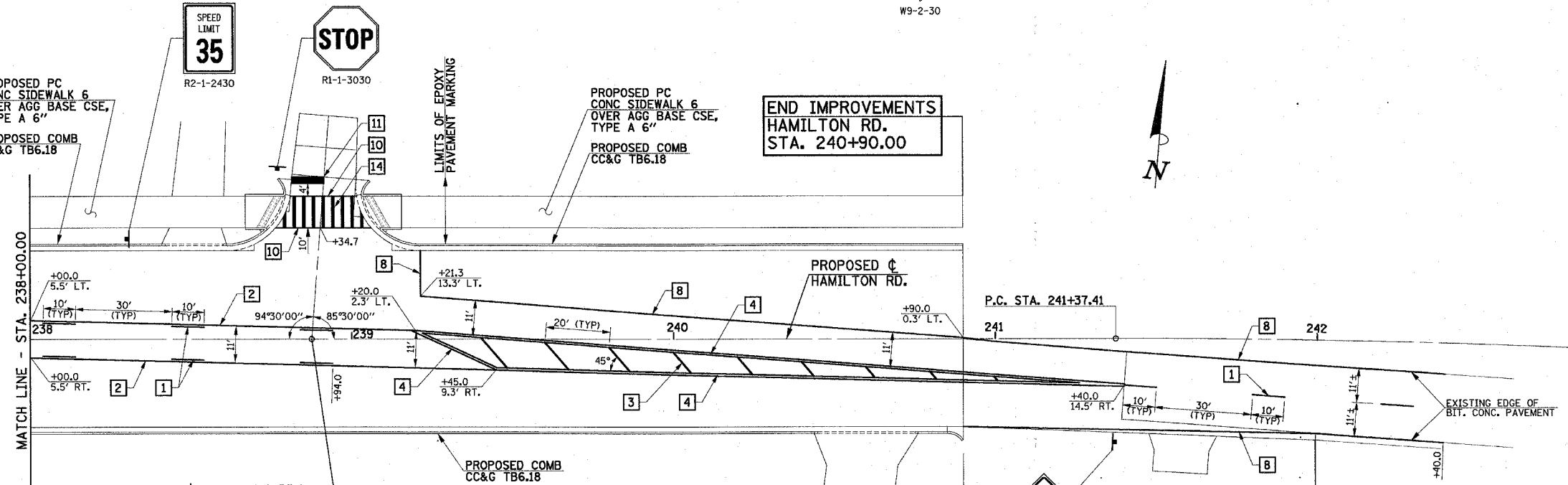
F.A.U. RTE.	SECTION	COUNTY	TOTAL SHEETS	SHEET NO.
6371	93-00295-02-PV	MCLEAN	117	56
STA. 233+00.00		TO STA. 242+00.00		
ILLINOIS				

CONTRACT NO. 87267

PROPOSED ϕ HAMILTON RD. CURVE DATA
P.I. STA. 236+24.22
 $\Delta = 5^{\circ}00'00''$
 $D = 1^{\circ}54'35''$
 $T = 130.98'$
 $R = 3000.00'$
 $L = 261.80'$
 $E = 2.86'$
P.C. STA. 234+93.24
P.T. STA. 237+55.04
S.E. = NONE



NOTE:
THE PROPOSED TRAFFIC CONTROL SIGNS SHOWN WILL BE FURNISHED AND INSTALLED BY OTHERS AND ARE FOR INFORMATION ONLY. THE CONTRACTOR SHALL NOTIFY THE ENGINEER A MINIMUM OF 14 DAYS PRIOR TO OPENING THE PROPOSED ROADWAYS TO TRAFFIC. THE ENGINEER WILL COORDINATE THE SIGN INSTALLATION WITH THE CITY OF BLOOMINGTON.



END IMPROVEMENTS HAMILTON RD. STA. 240+90.00



END PROJECT HAMILTON RD. STA. 242+00.00 (MATCH EXISTING)

TYPICAL PAVEMENT MARKING LEGEND			
1	4" SKIP-DASH (YELLOW)	7c	6" SKIP-DASH (WHITE)
1a	6" SKIP-DASH (YELLOW)	8	4" SOLID (WHITE)
2	4" SOLID (YELLOW)	8a	6" SOLID (WHITE)
2a	6" SOLID (YELLOW)	9	12" DIAGONAL (WHITE)
3	12" DIAGONAL (YELLOW)	10	6" CROSSWALK (WHITE)
4	4" DOUBLE YELLOW (NARROW)	11	24" STOP BAR (WHITE)
5	4" DOUBLE YELLOW (WIDE)	12	8" SOLID (WHITE)
5a	6" DOUBLE YELLOW (WIDE)	13	4" LANE LINE EXTENSIONS (WHITE)
6	RESERVED	13a	8" LANE LINE EXTENSIONS (WHITE)
7	4" SKIP-DASH (WHITE)	14	12" CROSSWALK BAR (WHITE)

NOTE:
THE PAVEMENT MARKINGS ON THE MAINLINE PAVEMENT OF HAMILTON RD. FROM STA. 238+00 TO STA. 240+90 SHALL BE PAVEMENT MARKING TAPE, TYPE III TO ALLOW FOR REMOVAL OF THE MARKINGS AND FUTURE PLACEMENT OF PERMANENT MARKINGS.

PROPOSED ϕ HAMILTON RD. CURVE DATA
P.I. STA. 242+65.28
 $\Delta = 4^{\circ}34'36''$
 $D = 1^{\circ}47'26''$
 $T = 127.87'$
 $R = 3200.00'$
 $L = 255.61'$
 $E = 2.55'$
P.C. STA. 241+37.41
P.T. STA. 243+93.02
S.E. = NONE

ILLINOIS DEPARTMENT OF TRANSPORTATION

HAMILTON ROAD PAVEMENT MARKING

DATE : 3-05
DRAWN BY : J.L.B.
CHECKED BY : R.L.H.

SCALE : 1"=20'