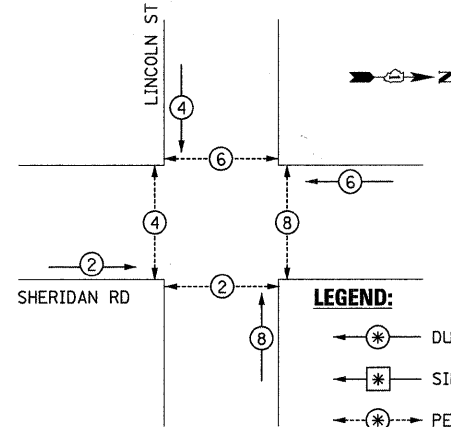


CONTROLLER SEQUENCE

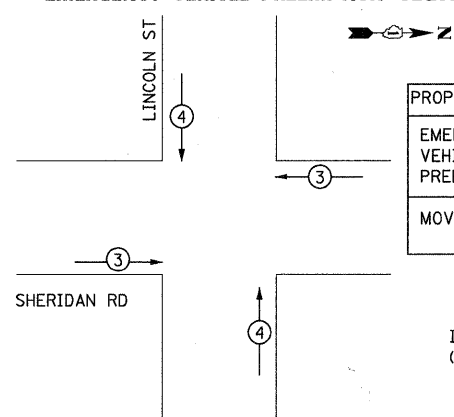


LEGEND:

- ⊛ DUAL ENTRY PHASE
- ⊛ SINGLE ENTRY PHASE
- ⊛ PEDESTRIAN PHASE
- * NUMBER REFERS TO ASSOCIATED PHASE

PHASE DESIGNATION DIAGRAM

EMERGENCY VEHICLE PREEMPTION SEQUENCE

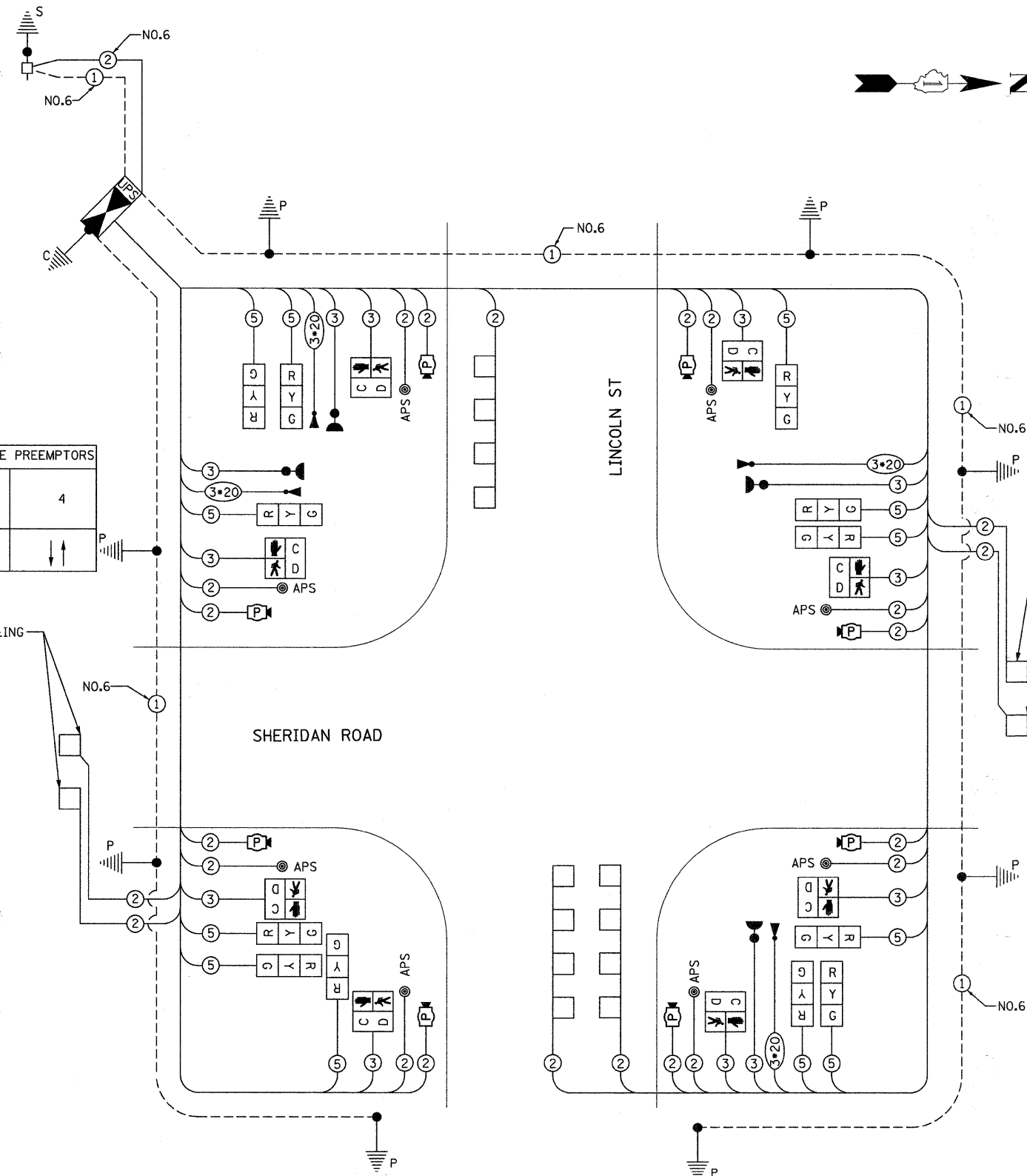


PROPOSED EMERGENCY VEHICLE PREEMPTORS		
EMERGENCY VEHICLE PREEMPTOR	3	4
MOVEMENT	← →	↑ ↓

INTERSECTION AND SAMPLING (SYSTEM) DETECTORS

I.D.O.T. TRAFFIC SIGNAL INSTALLATION ELECTRICAL SERVICE REQUIREMENTS					TOTAL WATTAGE
TYPE	NO. OF LAMPSxINCAND.	WATTAGE	LEDx% OPERATION		
SIGNAL (RED)	12		17	0.50	102.00
(YELLOW)	12		25	0.25	75.00
(GREEN)	12		15	0.25	45.00
ARROW	-		12	0.10	
PED. SIGNAL	8		25	1.00	200.00
CONTROLLER	1		100	1.00	100.00
ILLUM. SIGN	-		25	0.05	
FLASHER				0.50	
ENERGY COSTS TO:					TOTAL = 450.80

ILLINOIS DEPARTMENT OF TRANSPORTATION
 DIVISION OF HIGHWAY/DISTRICT 1
 201 WEST CENTER COURT/SCHAUMBURG, ILLINOIS 60196-1096
 ENERGY SUPPLY: CONTACT: LARRY SHANK
 PHONE: (847) 816-5465
 COMPANY: COMED



CABLE PLAN

RESTORATION OF WORK AREA

RESTORATION OF THE TRAFFIC SIGNAL WORK AREA SHALL BE INCIDENTAL TO THE RELATED PAY ITEM SUCH AS FOUNDATION, CONDUIT HANDHOLE, TRENCH AND BACKFILL, ETC., AND NO EXTRA COMPENSATION SHALL BE ALLOWED. ALL ROADWAY SURFACES SUCH AS SHOULDERS, MEDIANS, SIDEWALKS, PAVEMENT, ETC. SHALL BE REPLACED IN KIND, ALL DAMAGE TO MOWED LAWNS SHALL BE REPLACED WITH AN APPROVED SOD, AND ALL DAMAGE TO UNMOWED FIELDS SHALL BE SEEDED IN ACCORDANCE WITH STANDARD SPECIFICATIONS 252 AND 250 RESPECTIVELY.

NOTE:

THE TRAFFIC SIGNAL CONTROLLER EQUIPMENT FOR THIS PROJECT SHALL BE "EAGLE" TO MATCH THE EXISTING ADJACENT SYSTEM.

THE END OF THE TRACER CABLE SHALL BE CONTINUOUS AND EXTEND INTO THE CONTROLLER CABINET.

SCHEDULE OF QUANTITIES

ITEM	UNIT	TOTAL
PORTLAND CEMENT CONCRETE SIDEWALK 5 INCH	SQ FT	200
SIDEWALK REMOVAL	SQ FT	200
SERVICE INSTALLATION - POLE MOUNTED	EACH	1
CONDUIT IN TRENCH, 2" DIA., GALVANIZED STEEL	FOOT	823
CONDUIT IN TRENCH, 2 1/2" DIA., GALVANIZED STEEL	FOOT	3
CONDUIT IN TRENCH, 3" DIA., GALVANIZED STEEL	FOOT	39
CONDUIT IN TRENCH, 5" DIA., GALVANIZED STEEL	FOOT	10
CONDUIT PUSHED, 2" DIA., GALVANIZED STEEL	FOOT	155
CONDUIT PUSHED, 2 1/2" DIA., GALVANIZED STEEL	FOOT	90
CONDUIT PUSHED, 4" DIA., GALVANIZED STEEL	FOOT	148
CONDUIT PUSHED, 5" DIA., GALVANIZED STEEL	FOOT	60
HANDHOLE	EACH	6
HEAVY-DUTY HANDHOLE	EACH	1
DOUBLE HANDHOLE	EACH	1
TRENCH AND BACKFILL FOR ELECTRICAL WORK	FOOT	963
FULL-ACTUATED CONTROLLER AND TYPE IV CABINET	EACH	1
UNINTERRUPTIBLE POWER SUPPLY	EACH	1
ELECTRIC CABLE IN CONDUIT, SIGNAL NO. 14 2C	FOOT	2,015
ELECTRIC CABLE IN CONDUIT, SIGNAL NO. 14 3C	FOOT	1,762
ELECTRIC CABLE IN CONDUIT, SIGNAL NO. 14 5C	FOOT	1,477
ELECTRIC CABLE IN CONDUIT, LEAD-IN, NO. 14 1 PAIR	FOOT	1,535
ELECTRIC CABLE IN CONDUIT, SERVICE, NO. 6 2 C	FOOT	454
ELECTRIC CABLE IN CONDUIT, EQUIPMENT GROUNDING CONDUCTOR, NO. 6 1C	FOOT	761
TRAFFIC SIGNAL POST, 18 FT.	EACH	8
CONCRETE FOUNDATION, TYPE A	FOOT	32
CONCRETE FOUNDATION, TYPE C	FOOT	4
SIGNAL HEAD, LED, 1-FACE, 3-SECTION, BRACKET MOUNTED	EACH	4
SIGNAL HEAD, LED, 2-FACE, 3-SECTION, BRACKET MOUNTED	EACH	4
PEDESTRIAN SIGNAL HEAD, LED, 1-FACE, BRACKET MOUNTED WITH COUNTDOWN TIMER	EACH	8
INDUCTIVE LOOP DETECTOR	EACH	6
DETECTOR LOOP, TYPE I	FOOT	480
LIGHT DETECTOR, SPECIAL	EACH	4
TEMPORARY TRAFFIC SIGNAL INSTALLATION	EACH	1
REMOVE EXISTING TRAFFIC SIGNAL EQUIPMENT	EACH	1
REMOVE EXISTING HANDHOLE	EACH	5
REMOVE EXISTING CONCRETE FOUNDATION	EACH	8
ELECTRIC CABLE IN CONDUIT NO. 20 3/C, TWISTED, SHIELDED	FOOT	540
MICROWAVE DETECTION UNIT	EACH	8
ACCESSIBLE PEDESTRIAN SIGNALS	EACH	8
VIBROTACTILE FEATURE	EACH	8
LIGHT DETECTOR AMPLIFIER	EACH	1



FILE NAME = 21_023301-shr-ep011.dgn	USER NAME = USER8291	DESIGNED - THG/MPW	REVISED -
		DRAWN - THG/MPW	REVISED -
		CHECKED - SRS	REVISED -
		DATE - 08/16/11	REVISED -

STATE OF ILLINOIS
DEPARTMENT OF TRANSPORTATION

SCHEDULE OF QUANTITIES, CABLE PLAN, PHASE DESIGNATION
DIAGRAM AND EMERGENCY VEHICLE PREEMPTION SEQUENCE
SHERIDAN ROAD AND LINCOLN STREET

F.A.U. RTE. 2853	SECTION 10-00258-00TL	COUNTY COOK	TOTAL SHEETS 38	SHEET NO. 21
SCALE: N.T.S.			CONTRACT NO. 63630	
SHEET NO. OF SHEETS STA.		TO STA.		
ILLINOIS FED. AID PROJECT				