







LEGEND

-  DITCH FLOW
-  INLET FILTERS
-  INLET AND PIPE PROTECTION (SEE NOTE)
-  TEMPORARY EROSION CONTROL SEEDING
-  TEMPORARY DITCH CHECK
-  PERIMETER EROSION BARRIER

NOTE: INLET AND PIPE PROTECTION SHALL BE PROVIDED AT ALL CULVERT AND FLARED END SECTION INFLOW AND OUTFALLS.

FILE NAME = F:\451-038 75th st duppage dot engineering drawings\451-038-ent-eros3.dgn

B **Bollinger, Lach & Associates, Inc.**
ITASCA, ILLINOIS

USER NAME = gellwanger	DESIGNED - GJE	REVISED -
PLOT SCALE = 50.0000' / IN.	DRAWN - DC	REVISED -
PLOT DATE = 9/7/2011	CHECKED - JP	REVISED -
	DATE - 9/08/11	REVISED -

**STATE OF ILLINOIS
DEPARTMENT OF TRANSPORTATION**

EROSION AND SEDIMENT CONTROL STAGE 3		
SCALE: 1"=50'	SHEET NO. 79 OF 198 SHEETS	STA. 4+00 TO STA. 15+34

F.A.P. RTE.	SECTION	COUNTY	TOTAL SHEETS	SHEET NO.
0369	07-00232-04-WR	DUPAGE	198	79
CONTRACT NO. 63632				
ILLINOIS FED. AID PROJECT				