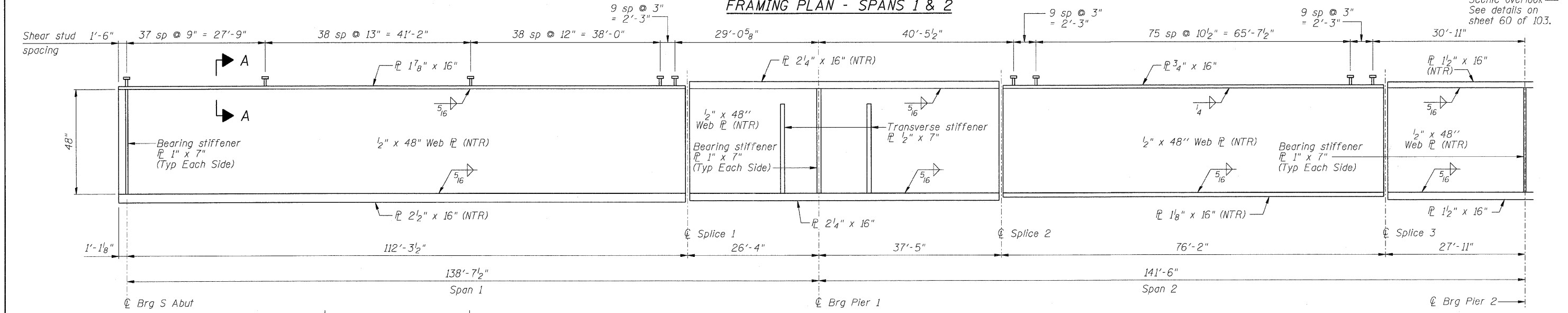
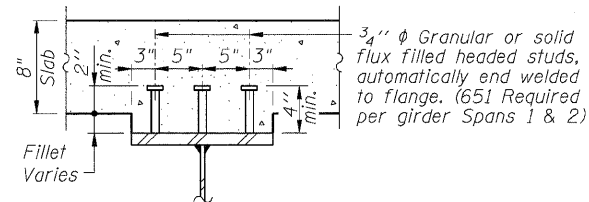


FRAMING PLAN - SPANS 1 & 2



GIRDER ELEVATION

"NTR" denotes plates to which notch toughness requirements are applicable.



SECTION A-A

NOTES:

Structural steel shall be AASHTO M270 Grade 50 for the girders, cross frames and connection plates and all splice plate material.

Load carrying components designated "NTR" shall conform to the Supplemental Requirements For Notch Toughness, Zone 2.

FILE NAME = D264B02-sh-1-frmgpln1.dgn	USER NAME = dwozniarski	DESIGNED - ACB	REVISED -
		CHECKED - JMB	REVISED -
		DRAWN - RLK	REVISED -
		CHECKED - ACB	REVISED -
			REVISED -

STATE OF ILLINOIS
DEPARTMENT OF TRANSPORTATION

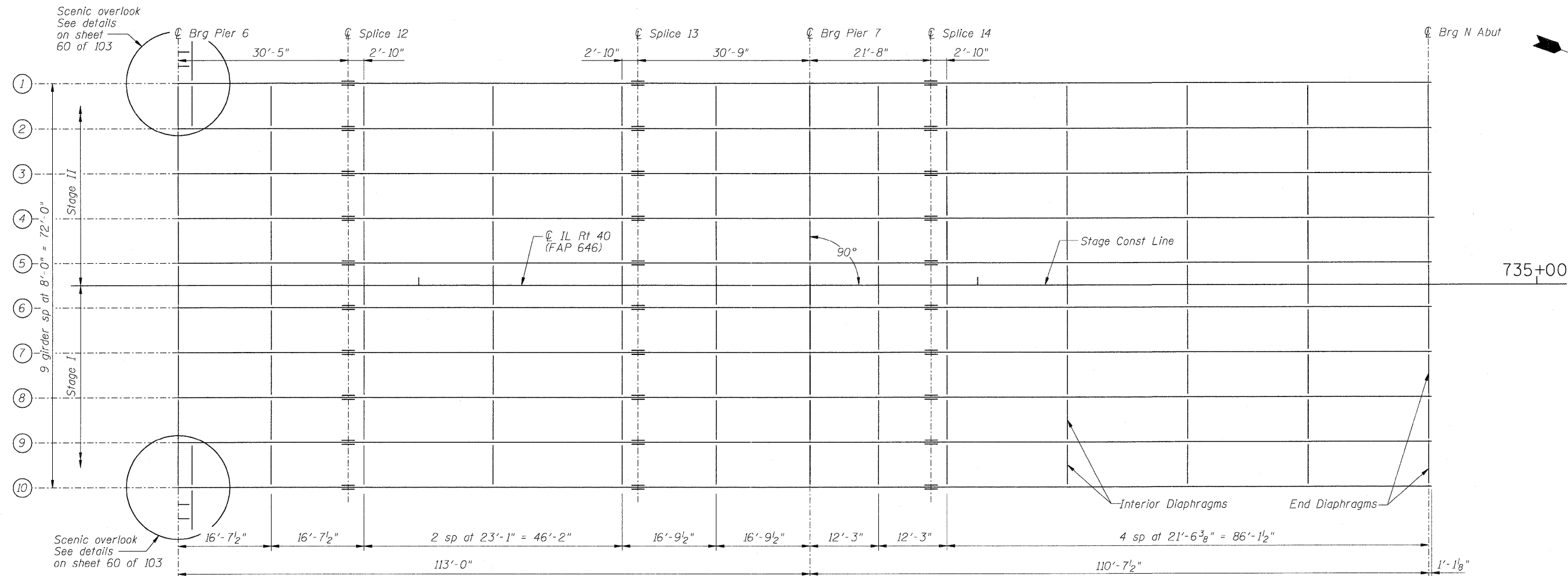
FRAMING PLANS - SPANS 1 & 2
STRUCTURE NO. 098-0115

SHEET NO. 53 OF 103 SHEETS

F.A.P. RTE. 646	SECTION IB-2	COUNTY WHITESIDE	TOTAL SHEETS 257	SHEET NO. 156
			CONTRACT NO. 64B80	

Rev. 11-9-11

ILLINOIS FED. AID PROJECT



NOTES:
 Structural steel shall be AASHTO M270 Grade 50 for the girders, cross frames and connection plates and all splice plate material.
 Load carrying components designated "NTR" shall conform to the Supplemental Requirements For Notch Toughness, Zone 2.

FILE NAME =
 D264980-sht-fr.mpg1n4.dgn

USER NAME = dwoznarski
 DESIGNED - ACB
 CHECKED - JMB
 DRAWN - RLK
 CHECKED - ACB

REVISED -
 REVISED -
 REVISED -
 REVISED -

STATE OF ILLINOIS
DEPARTMENT OF TRANSPORTATION

FRAMING PLAN - SPANS 7 & 8
STRUCTURE NO. 098-0115

SHEET NO. 56 OF 103 SHEETS

F.A.P. RTE.	SECTION	COUNTY	TOTAL SHEETS	SHEET NO.
646	IB-2	WHITESIDE	257	159
			CONTRACT NO. 64B80	
ILLINOIS FED. AID PROJECT				

Rev. 11-9-11