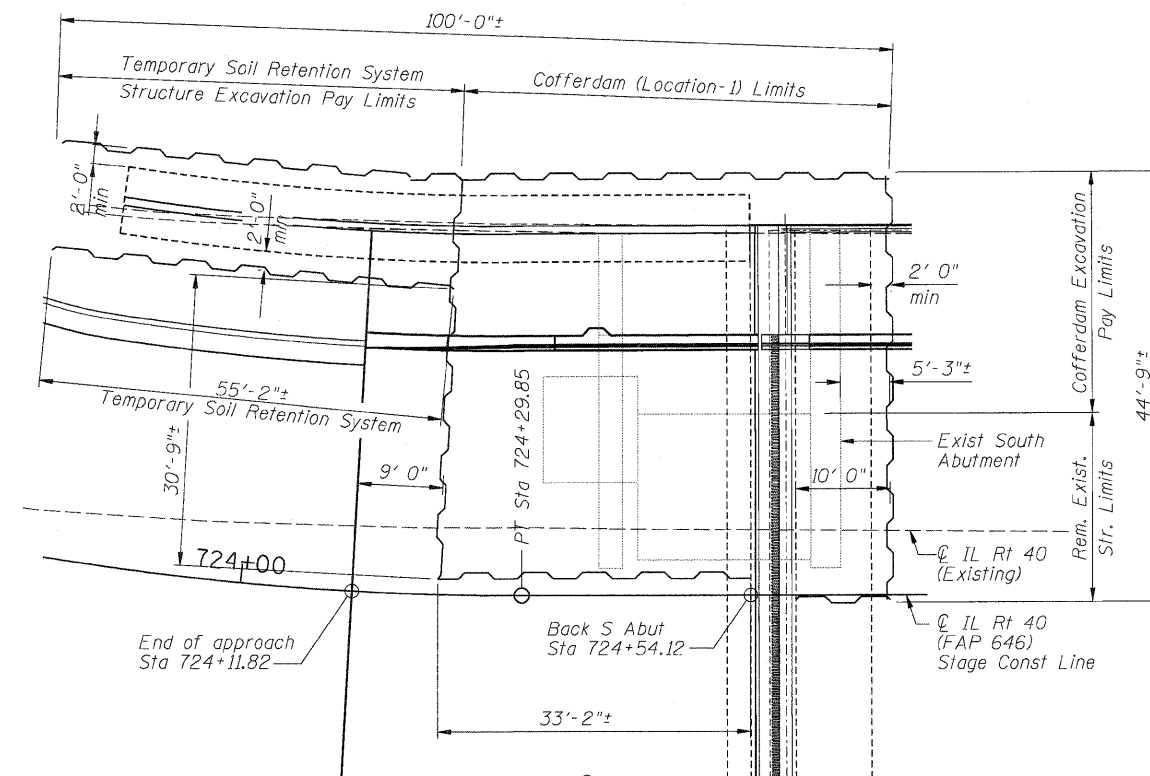
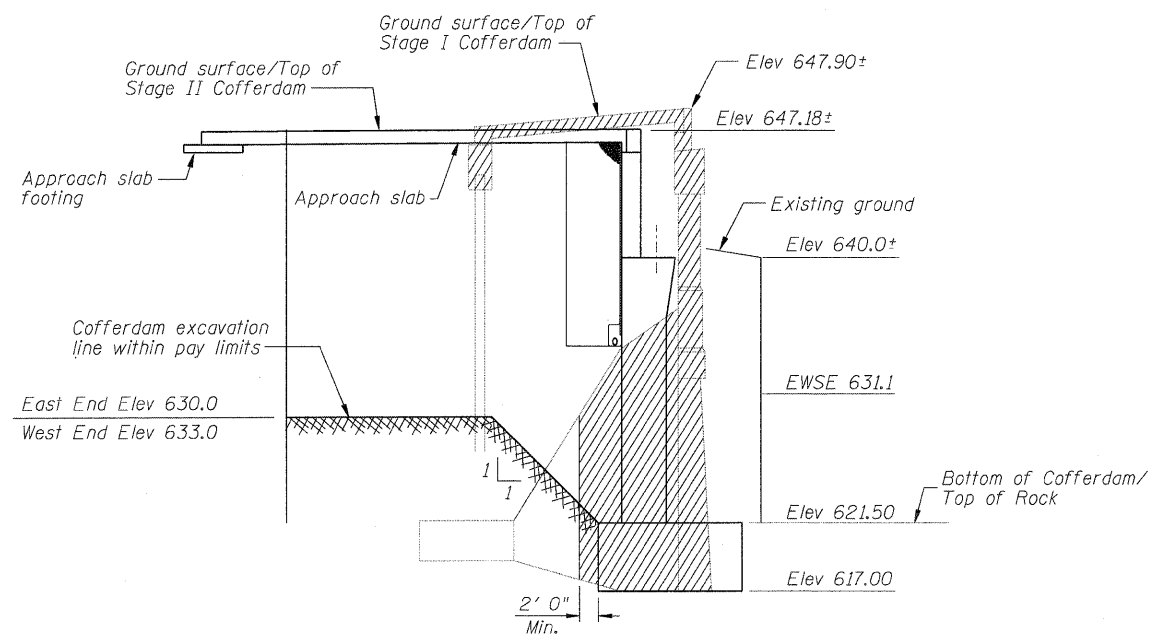


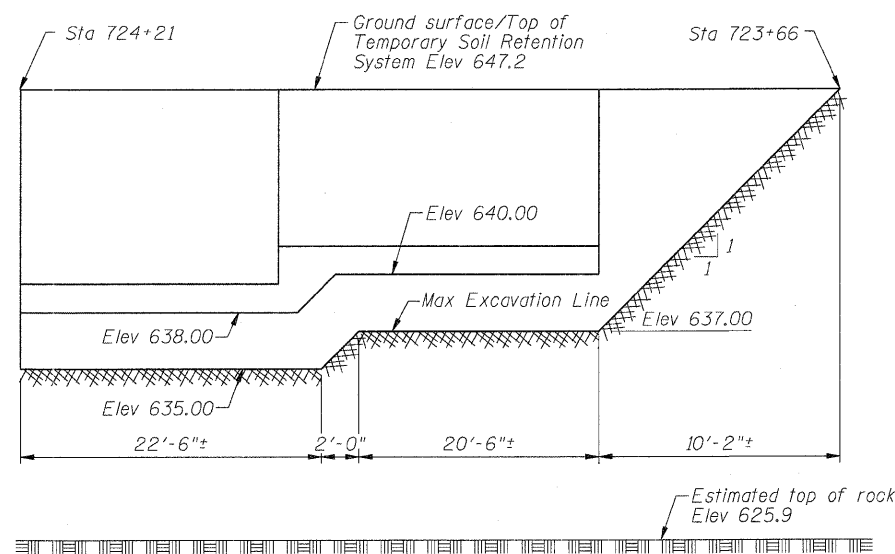
SOUTH ABUTMENT STAGE I REMOVAL & CONSTRUCTION



SOUTH ABUTMENT STAGE II REMOVAL & CONSTRUCTION



SECTION A-A



TEMPORARY SOIL RETENTION SYSTEM
(Southwest Retaining Wall - Looking East)

BILL OF MATERIAL

Item	Unit	Quantity
Temporary Soil Retention System	Sq Ft	1105
Structure Excavation	Cu Yd	253
Cofferdam (Location-1)	Each	1
Cofferdam Excavation	Cu Yd	1721

Notes:
 A cantilevered sheet piling design for the Southwest retaining wall does not appear feasible and additional members or other retention systems may be necessary. The Contractor shall submit a temporary soil retention system design including plan details and calculations for review and acceptance by the Engineer.
 The information shown for the cofferdam is estimated. The Contractor is required to retain an Illinois Licensed Structural Engineer to design the cofferdam, cofferdam bracing, and all associated members. The plans and computations shall be submitted to the Bureau of Bridges and Structures for review and approval before any temporary construction work commences.
 The pay limits for cofferdam excavation, structure excavation, temporary soil retention system, and removal of existing structure are estimated and subject to change as approved by the Engineer. Limits are shown to clarify quantity calculation assumptions.