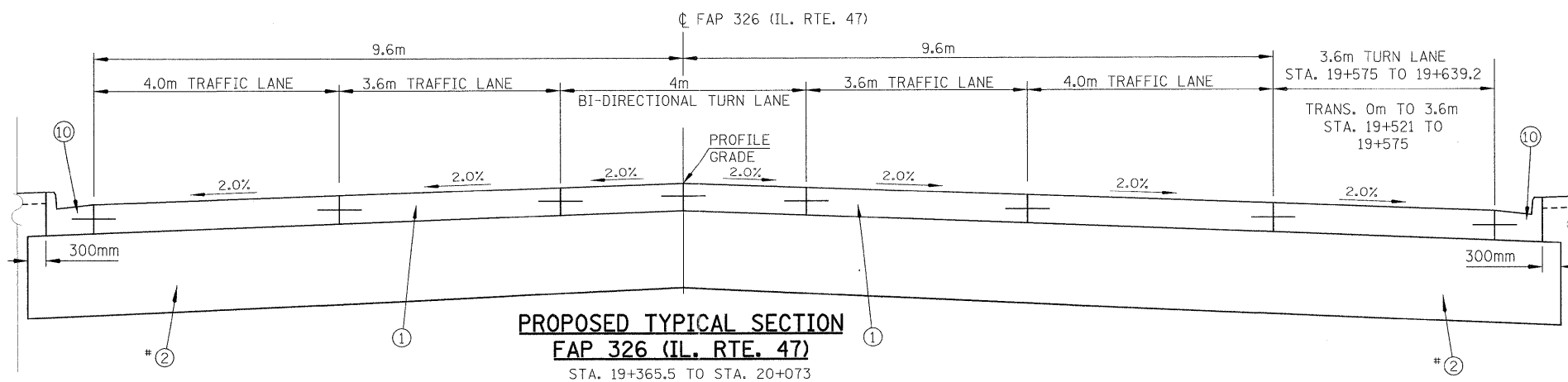


F.A.P. RTE.	SECTION	COUNTY	TOTAL SHEETS	SHEET NO.
326	(SCS,13C,108,109)R	KENDALL	931	39
STA.	TO STA.			
FED. ROAD DIST. NO.	ILLINOIS FED. AID PROJECT			

AGGREGATE SUBGRADE 600mm TO BE PLACED WITHIN THE FOLLOWING STATION LIMITS

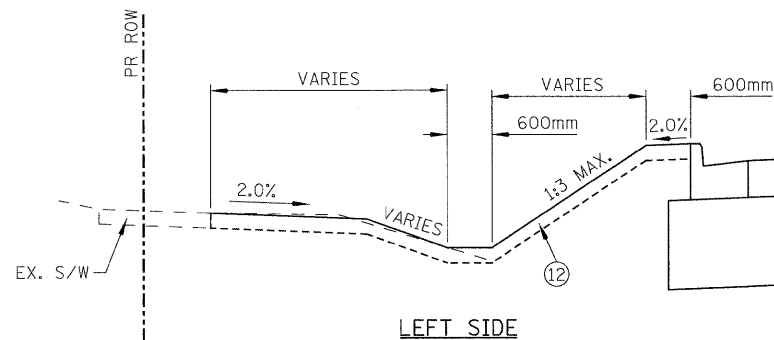
- 18+450 TO 19+150
- 19+350 TO 19+450
- 19+550 TO 19+750
- 20+330 TO 20+475
- 20+800 TO 20+975
- 21+450 TO 21+620
- 21+850 TO 22+050
- 22+250 TO 22+350
- 22+850 TO 23+250

CONDITIONS VARY SEE SIDESLOPE DETAILS

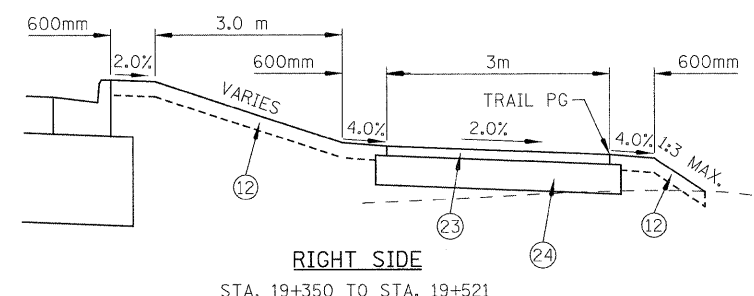


CONDITIONS VARY SEE SIDESLOPE DETAILS

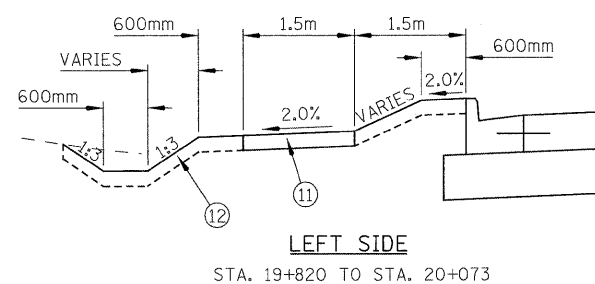
PROPOSED TYPICAL SECTION
FAP 326 (IL. RTE. 47)
STA. 19+365.5 TO STA. 20+073



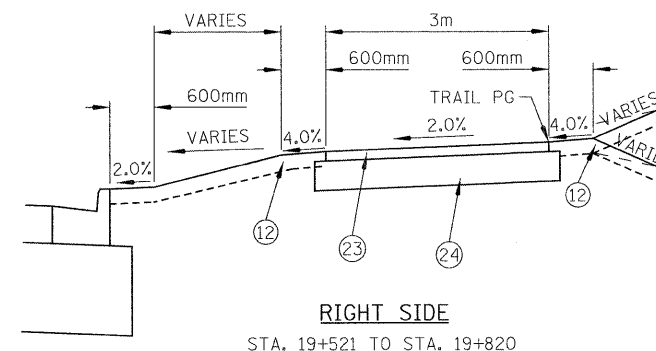
LEFT SIDE
STA. 19+365.5 TO STA. 19+680



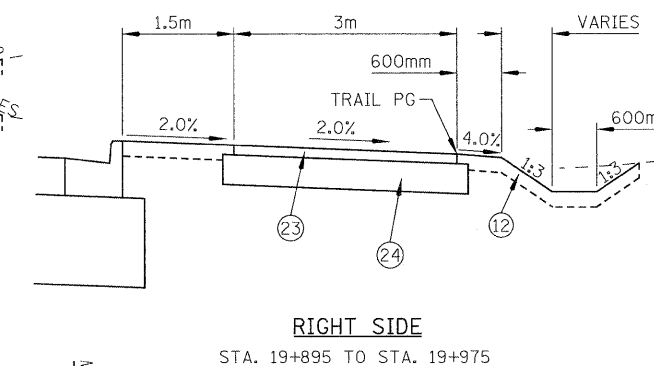
RIGHT SIDE
STA. 19+350 TO STA. 19+521



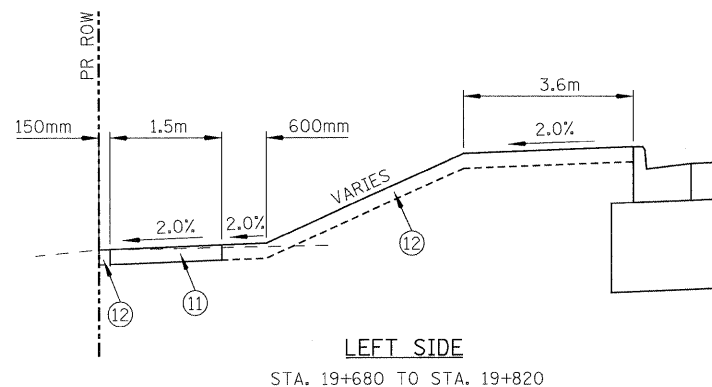
LEFT SIDE
STA. 19+820 TO STA. 20+073



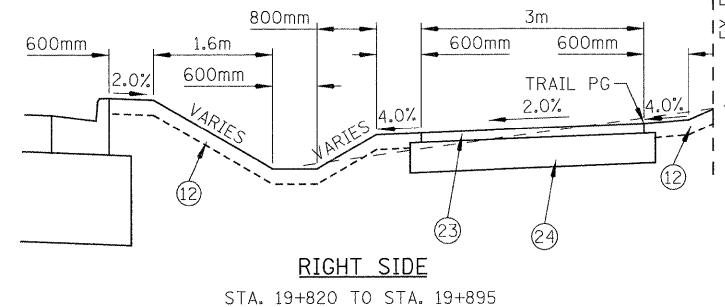
RIGHT SIDE
STA. 19+521 TO STA. 19+820



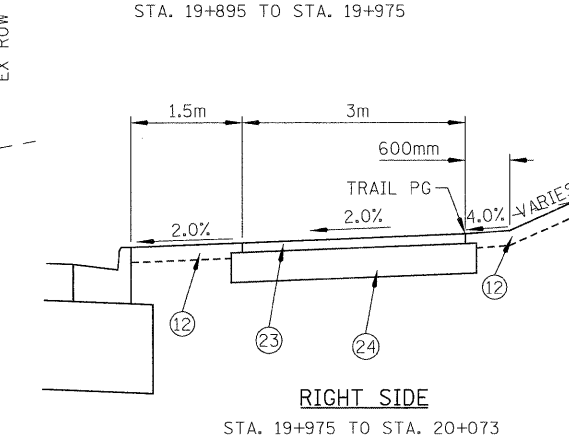
RIGHT SIDE
STA. 19+895 TO STA. 19+975



LEFT SIDE
STA. 19+680 TO STA. 19+820



RIGHT SIDE
STA. 19+820 TO STA. 19+895



RIGHT SIDE
STA. 19+975 TO STA. 20+073

LEGEND

- | | | |
|---|--|--|
| ① PORTLAND CEMENT CONCRETE PAVEMENT 250MM (JOINTED) | ⑨ COMBINATION CONCRETE CURB & GUTTER, TYPE B-15.30 | ⑰ CONCRETE MEDIAN, TYPE SB-15.30 (DOWELLED) |
| ② AGGREGATE SUBGRADE 300mm OR 600mm | ⑩ COMBINATION CONCRETE CURB & GUTTER, TYPE B-15.60 | ⑱ CONCRETE CURB, TYPE B (SPECIAL) |
| ③ HOT-MIX ASPHALT SURFACE COURSE, MIX "E", N90, 38mm | ⑪ PORTLAND CEMENT CONCRETE SIDEWALK 100mm | ⑲ STRIP REFLECTIVE CRACK CONTROL, SYS. A |
| ④ HOT-MIX ASPHALT BASE COURSE WIDENING, 270mm | ⑫ TOPSOIL FURNISH AND PLACE, 100mm | ⑳ BITUMINOUS MATERIALS (PRIME COAT) |
| ⑤ HOT-MIX ASPHALT SHOULDERS 200mm | ⑬ HOT-MIX ASPHALT BASE COURSE, 115mm | ㉑ AGGREGATE (PRIME COAT) |
| ⑥ HOT-MIX ASPHALT SHOULDERS 250mm | ⑭ CORRUGATED MEDIAN (DOWELLED) | ㉒ AGGREGATE SHOULDERS TYPE B 150mm |
| ⑦ POLYMERIZED LEVELING BINDER (MACHINE METHOD), N50 (25mm MIN.) | ⑮ CONCRETE MEDIAN TYPE SB-15.60 (DOWELLED) | ㉓ HOT-MIX ASPHALT SURFACE COURSE, MIX "C", N30, 64mm |
| ⑧ HOT-MIX ASPHALT SURFACE REMOVAL (VARIABLE DEPTH) | ⑯ CONCRETE MEDIAN TYPE M-5 (DOWELLED) | ㉔ AGGREGATE BASE COURSE, TYPE B, 150mm |
| | | ㉕ HOT-MIX ASPHALT SURFACE COURSE, MIX "D", N90, 38mm |

REVISIONS	
NAME	DATE

ILLINOIS DEPARTMENT OF TRANSPORTATION

PROPOSED TYPICAL SECTION
FAP 326 (IL. RTE. 47)

DATE _____ DRAWN BY EDW
CHECKED BY _____

FILE: 0377up-il.47.dgn
PLOTED: 8/14/2011

HMG JOB NO. 5182