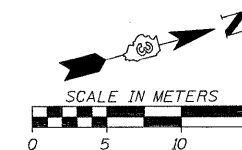
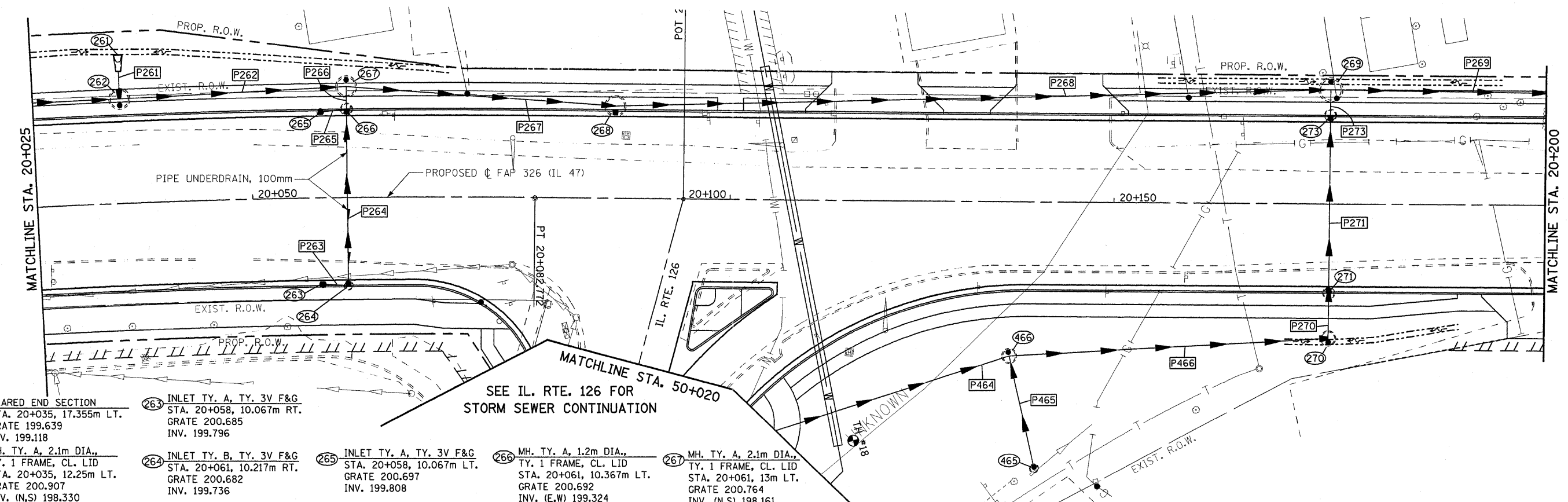


F.A.P. RTE.	SECTION	COUNTY	TOTAL SHEETS	SHEET NO.
326	(6CS,13C,10B,109R)	KENDALL	931	416
STA.		TO STA.		
FED. ROAD DIST. NO.		ILLINOIS	FED. AID PROJECT	

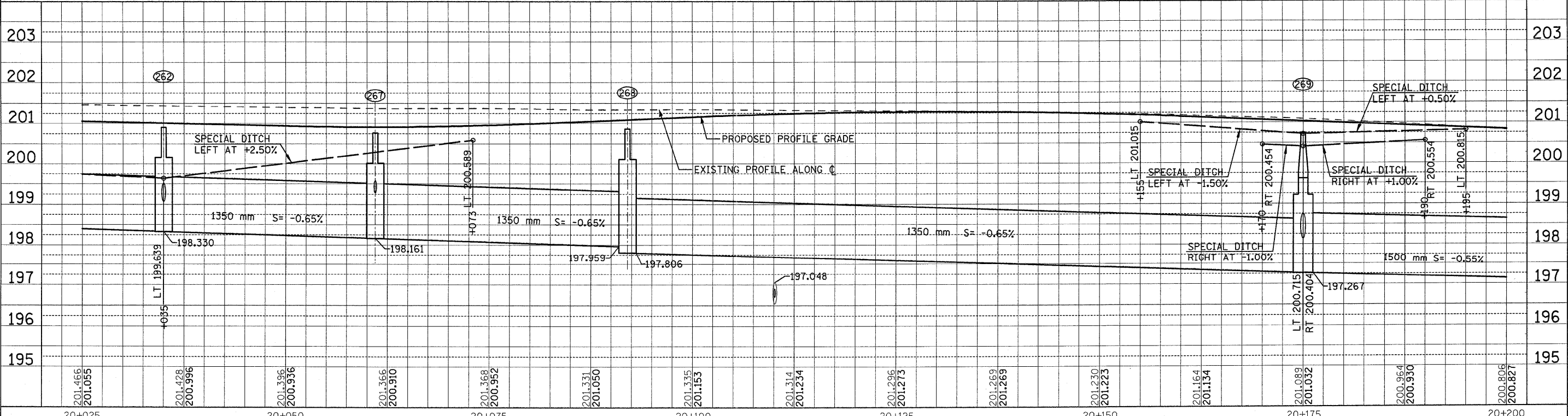


- P261 STORM SEWER, CL.A, R.G., 450 3.681m AT 1.00%
- P262 STORM SEWER, CL.A, R.G., 1350 24.659m AT 0.65%
- P263 STORM SEWER, CL.A, R.G., 300 2.367m AT 2.00%
- P264 STORM SEWER, CL.A, R.G., 300 19.600m AT 2.00%
- P265 STORM SEWER, CL.A, R.G., 300 2.213m AT 2.00%
- P266 STORM SEWER, CL.A, R.G., 300 1.011m AT 2.00%
- P267 STORM SEWER, CL.A, R.G., 1350 29.726m AT 0.65%
- P268 STORM SEWER, CL.A, R.G., 1350 81.466m AT 0.65%
- P269 STORM SEWER, CL.A, R.G., 1500 38.646m AT 0.55%
- P270 STORM SEWER, CL.A, R.G., 600 4.197m AT 0.50%
- P271 STORM SEWER, CL.A, R.G., 600 19.782m AT 0.80%
- P273 STORM SEWER, CL.A, R.G., 600 1.349m AT 0.80%
- P465 STORM SEWER, CL.A, R.G., 450 12.286m AT 1.00%
- P466 STORM SEWER, CL.A, R.G., 600 35.752m AT 0.50%

- 268 MH. TY. A, 2.1m DIA., TY. 3V F&G STA. 20+092, 10.81m LT. GRATE 200.859 INV. (S) 197.959 INV. (N) 197.806
- 269 MH. TY. A, 2.4m DIA., TY. 1 FRAME, CL. LID STA. 20+175, 13.350m LT. GRATE 200.746 INV. (N,S) 197.267 INV. (E) 198.142
- 270 MH. TY. A, 1.5m DIA., TY. 8 GRATE STA. 20+175, 15.7m RT. GRATE 200.404 INV. 198.359
- 271 MH. TY. A, 1.2m DIA., TY. 1 FRAME, CL. LID STA. 20+175, 10.367m RT. GRATE 200.804 INV. 198.332
- 273 MH. TY. A, 1.2m DIA., TY. 1 FRAME, CL. LID STA. 20+175, 10.367m LT. GRATE 200.804 INV. 198.166
- 465 INLET TY. B, TY. 8 GRATE STA. 20+141, 31m RT. GRATE 200.000 INV. 198.946
- 466 MH. TY. A, 1.5m DIA., TY. 1 FRAME, CL. LID STA. 20+138, 18m RT. GRATE 200.855 INV. (N,S) 198.544 INV. (E) 198.812



- 261 FLARED END SECTION STA. 20+035, 17.355m LT. GRATE 199.639 INV. 199.118
- 262 MH. TY. A, 2.1m DIA., TY. 1 FRAME, CL. LID STA. 20+035, 12.25m LT. GRATE 200.907 INV. (N,S) 198.330 INV. (W) 199.066
- 263 INLET TY. A, TY. 3V F&G STA. 20+058, 10.067m RT. GRATE 200.685 INV. 199.796
- 264 INLET TY. B, TY. 3V F&G STA. 20+061, 10.217m RT. GRATE 200.682 INV. 199.736
- 265 INLET TY. A, TY. 3V F&G STA. 20+058, 10.067m LT. GRATE 200.697 INV. 199.808
- 266 MH. TY. A, 1.2m DIA., TY. 1 FRAME, CL. LID STA. 20+061, 10.367m LT. GRATE 200.692 INV. (E,W) 199.324 INV. (S) 199.748
- 267 MH. TY. A, 2.1m DIA., TY. 1 FRAME, CL. LID STA. 20+061, 13m LT. GRATE 200.764 INV. (N,S) 198.161 INV. (E) 199.272



FILE: 416stn47.13.dgn
PLOTTED: 8/22/2011

Sheet: 13
14, 702
Andler: P-1147

HMG JOB NO. 512