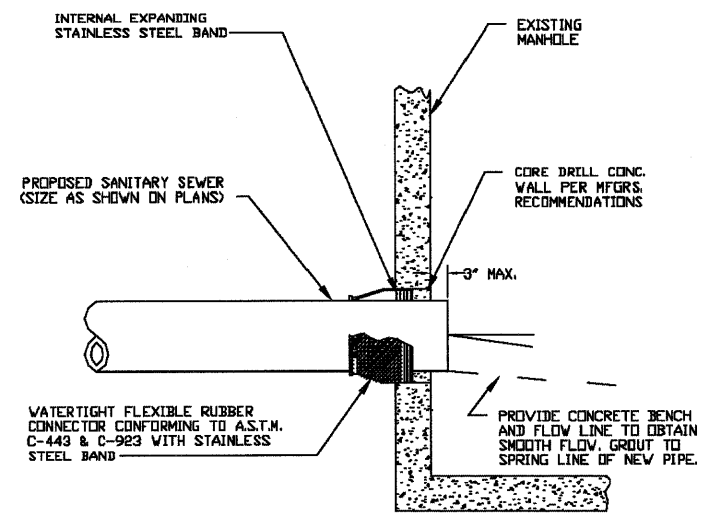
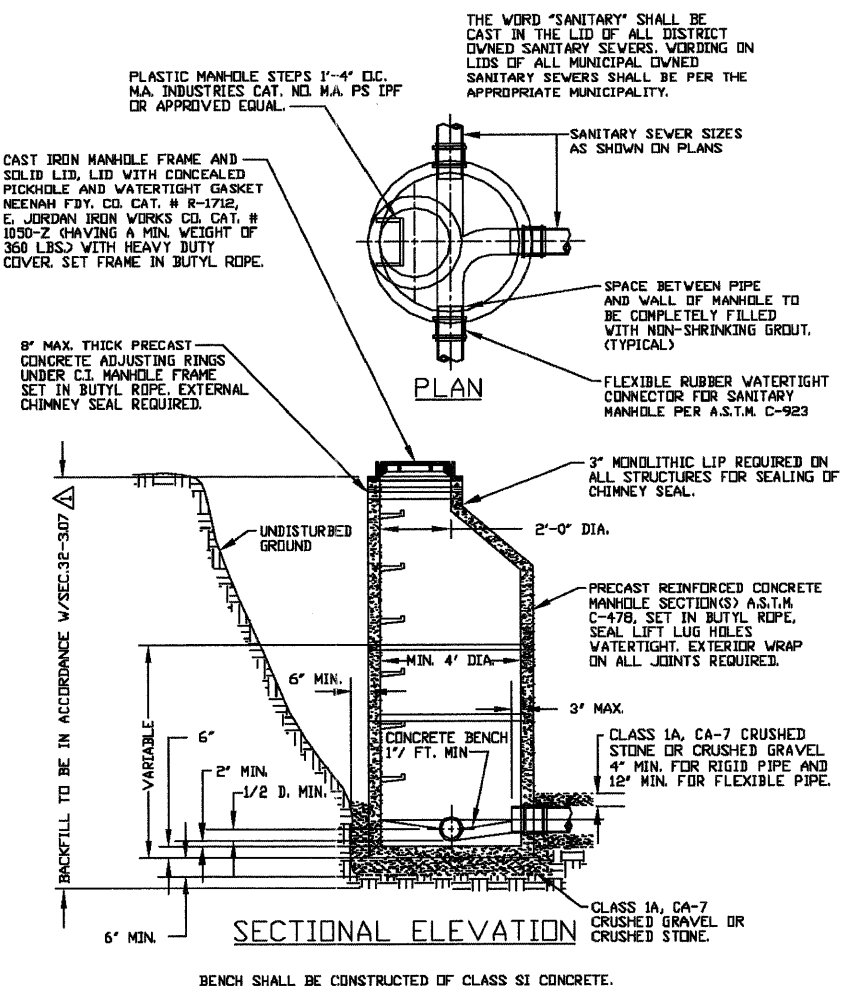


F.A.P. RTE.	SECTION	COUNTY	TOTAL SHEETS	SHEET NO.
326	(6CS,13C,108,109)R	KENDALL	931	483
STA.	TO STA.			
FED. ROAD DIST. NO.	ILLINOIS FED. AID PROJECT			



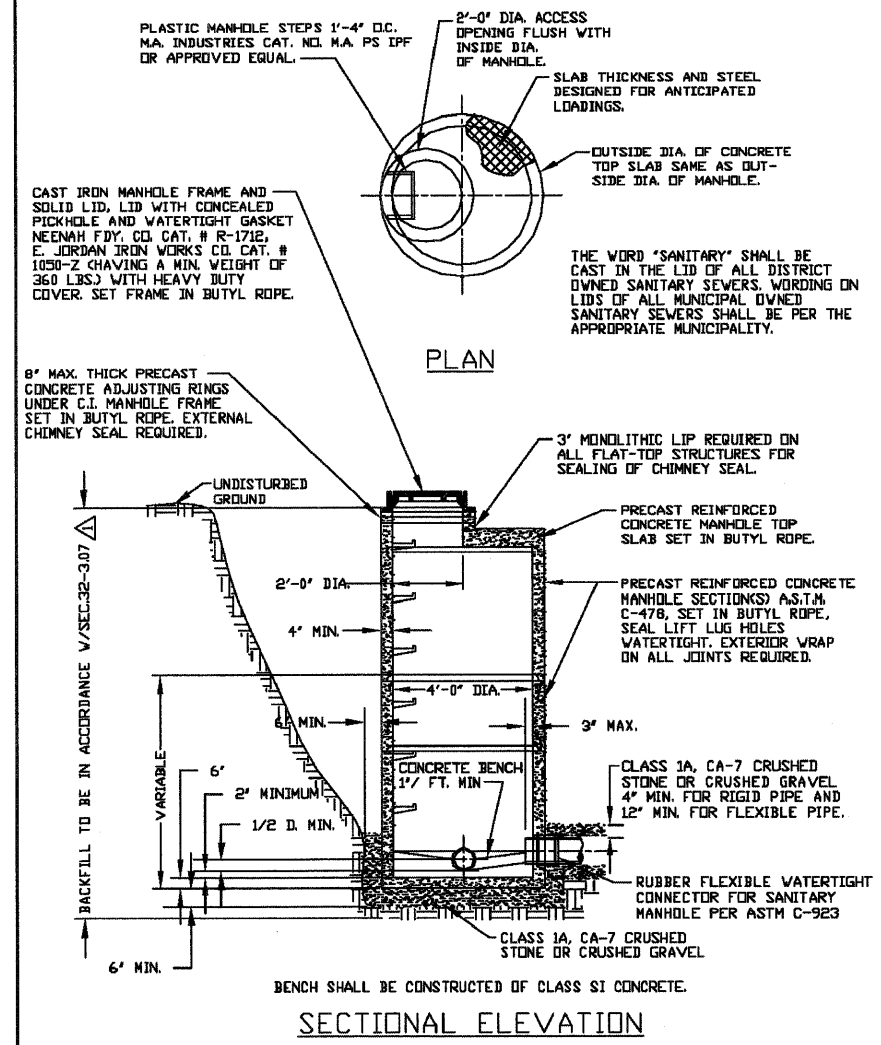
NOTE:
BOX FLOW LINE OF PROPOSED SANITARY SEWER CONNECTION SHALL MATCH BOX FLOW LINE OF EXISTING SANITARY SEWER MAIN.

YORKVILLE-BRISTOL SANITARY DISTRICT	PIPE TO MANHOLE CONNECTOR		
	DESIGNED JWF	APPROVED PFM	SCALE NTS
	DRAWN	DATE 10/9/06	STD-004



REFERENCE STANDARD SPECIFICATIONS FOR WATER AND SEWER MAIN CONSTRUCTION IN ILLINOIS (FIFTH EDITION)

YORKVILLE-BRISTOL SANITARY DISTRICT	TYPE "A" MANHOLE		
	DESIGNED JWF	APPROVED PFM	SCALE NTS
	DRAWN	DATE 10/9/06	STD-005



REFERENCE STANDARD SPECIFICATIONS FOR WATER AND SEWER MAIN CONSTRUCTION IN ILLINOIS (FIFTH EDITION)

YORKVILLE-BRISTOL SANITARY DISTRICT	TYPE "B" MANHOLE		
	DESIGNED JWF	APPROVED PFM	SCALE NTS
	DRAWN	DATE 10/9/06	STD-006

Notes:
1. These details have been provided by the Yorkville-Bristol Sanitary District (note dimensions are english units). A copy of the Yorkville-Bristol Sanitary District specifications, which are to be used for construction of the sanitary sewer work are included in the Special Provisions.

REVISIONS		ILLINOIS DEPARTMENT OF TRANSPORTATION
NAME	DATE	
		WATER AND SANITARY SEWER DETAILS DRAWN BY _____ CHECKED BY _____ DATE _____

FILE: 481-485M&S_details.dgn
PLOTTED: 8/11/2011

HMG JOB NO. 5122