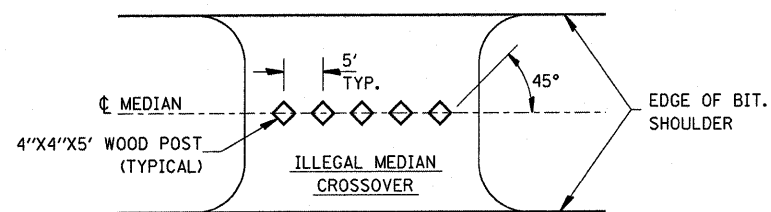
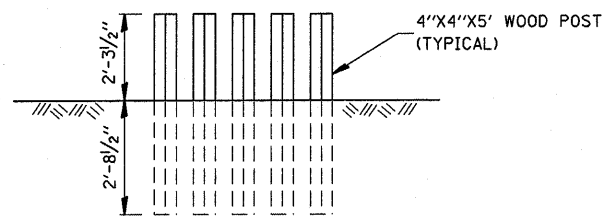


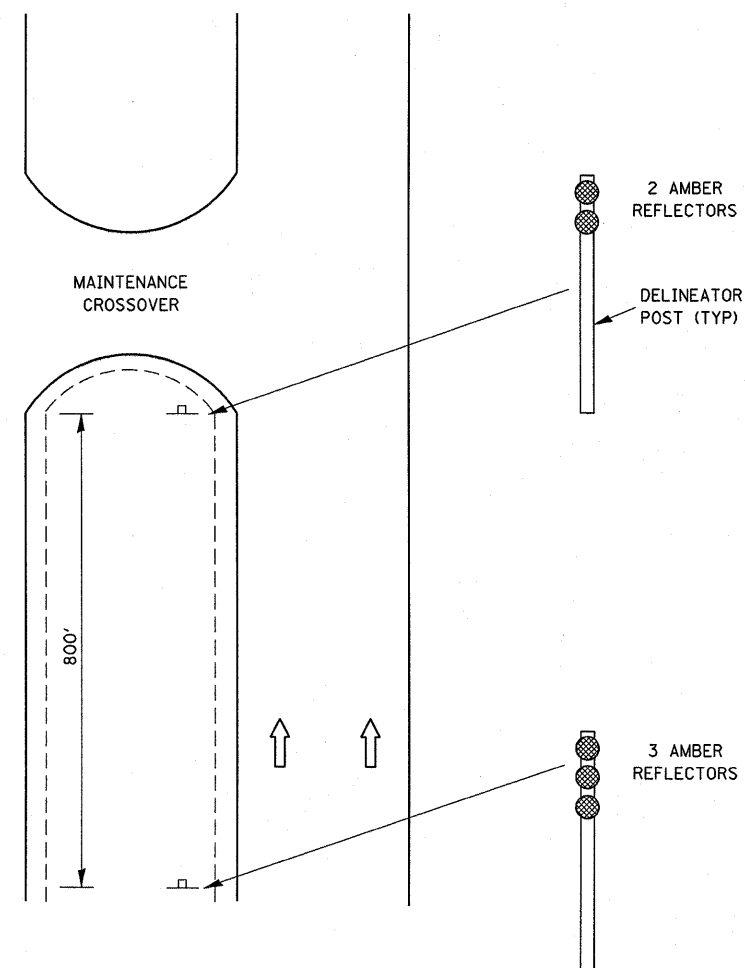
SAFETY EDGE
SEE MAXIMUM DROP OFF SPECIAL PROVISION FOR USE



PLAN



ELEVATION
WOOD POST DETAIL



DELINEATION
FOR MAINTENANCE
CROSSOVER
(TYPICAL FOR BOTH DIRECTIONS)

| | | | |
|---|---------------------|------------|-----------|
| FILE NAME = | USER NAME = breaypc | DESIGNED - | REVISED - |
| c:\pw_work\pwsdot\breaypc\d0212731\036696-sht-cover.dgn | | DRAWN - | REVISED - |
| PLOT SCALE = 50.0558 / / in. | | CHECKED - | REVISED - |
| PLOT DATE = 9/18/2011 | | DATE - | REVISED - |

STATE OF ILLINOIS
DEPARTMENT OF TRANSPORTATION

DETAILS

SCALE: _____ SHEET NO. ____ OF ____ SHEETS STA. _____ TO STA. _____

| F.A. RTE. | SECTION | COUNTY | TOTAL SHEETS | SHEET NO. |
|--------------------|-------------------------------|--------|---------------------------|-----------|
| 80 | (106-5)HBR-1,VBR(106-6)RS-3&I | BUREAU | 249 | 170 |
| CONTRACT NO. 66686 | | | ILLINOIS FED. AID PROJECT | |