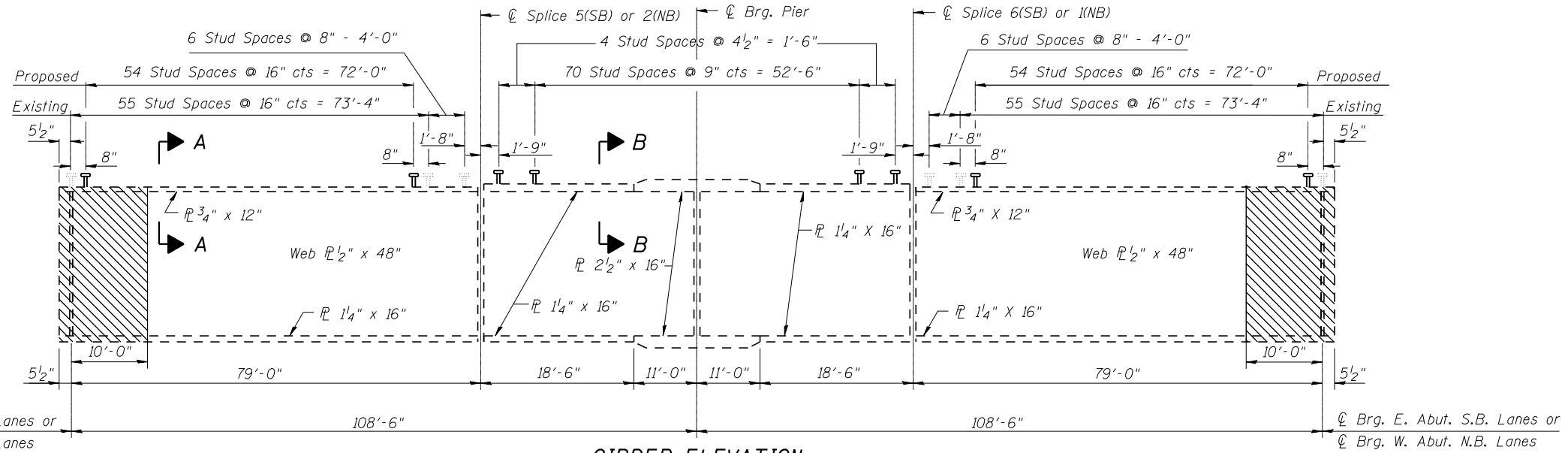
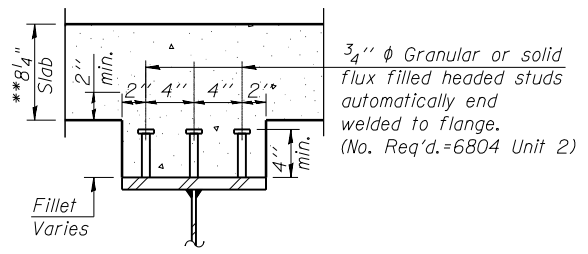


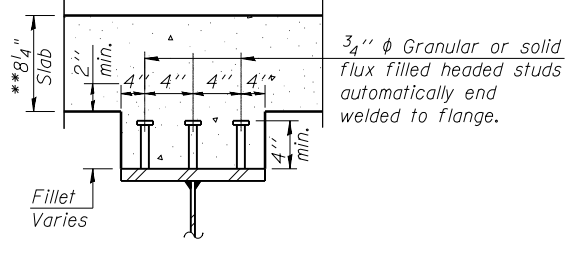
FRAMING LAYOUT UNIT 2
S.B. SHOWN (N.B. SIMILAR BY 180° ROTATION)



GIRDER ELEVATION UNIT 2



SECTION A-A



SECTION B-B

Indicates Limits of Girder to be Cleaned and Painted

** Prior to Grinding



JOB = 2265.1
FILE = 0540053.0054-72E10-27-Steel.dgn
DATE = 9/9/2011

DESIGNED - AAN
CHECKED - MDC
DRAWN - MFC
CHECKED - MDC

REVISED -
REVISED -
REVISED -
REVISED -

**STATE OF ILLINOIS
DEPARTMENT OF TRANSPORTATION**

**STRUCTURAL STEEL UNIT 2
STRUCTURE NO. 054-0053 (NB) & STRUCTURE NO. 054-0054 (SB)**

SHEET NO. 27 of 45 SHEETS

F.A.I. RTE.	SECTION	COUNTY	TOTAL SHEETS	SHEET NO.
55	D6 LOGAN CO BR 2011	LOGAN	224	143
				CONTRACT NO. 72E10

ILLINOIS FED. AID PROJECT