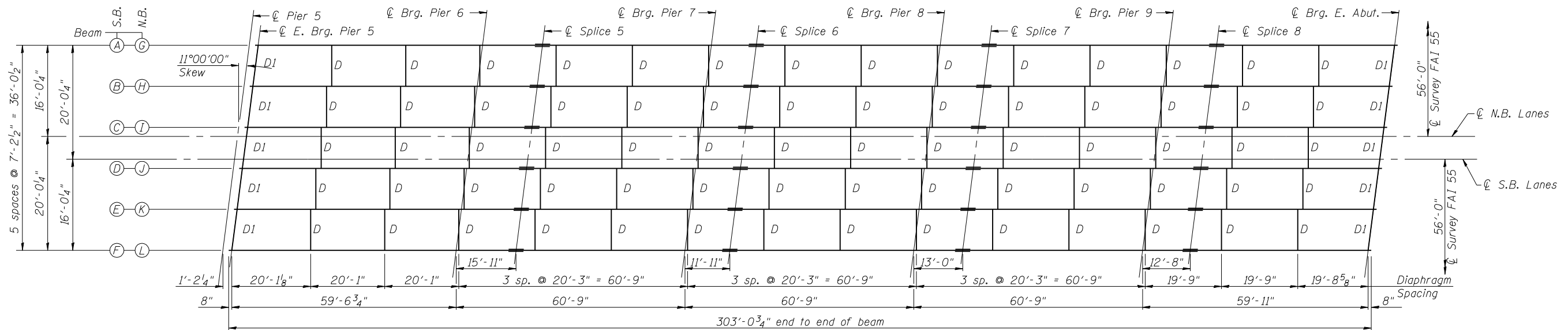
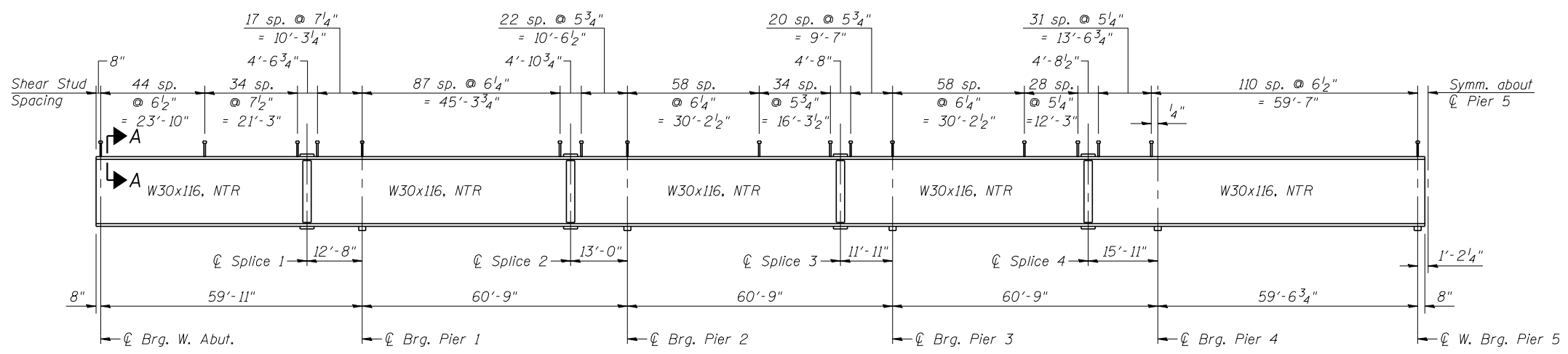


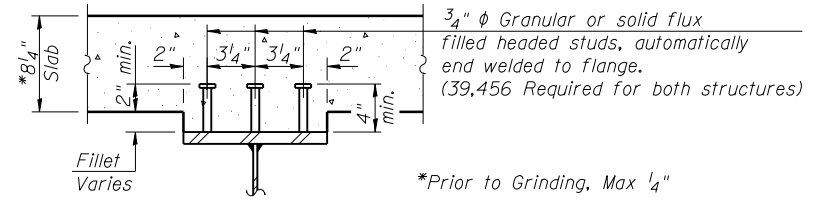
FRAMING PLAN
All beams are W30x116 NTR



FRAMING PLAN
All beams are W30x116 NTR



BEAM ELEVATION



SECTION A-A

NOTES

All diaphragms shall be installed as steel is erected and secured with erection pins and bolts except as otherwise noted. Individual diaphragms at supports may be temporarily disconnected to install bearing anchor rods.
Load carrying components designated "NTR" shall conform to the Supplemental Requirements for Notch Toughness, Zone 2.



JOB = 2265.1
FILE = 0540055.0056-72E10-24-Steel.dgn
DATE = 9/9/2011

DESIGNED - ZTB
CHECKED - MDC
DRAWN - TJD
CHECKED - ZTB

REVISED -
REVISED -
REVISED -
REVISED -

**STATE OF ILLINOIS
DEPARTMENT OF TRANSPORTATION**

**STRUCTURAL STEEL
STRUCTURE NO. 054-0055 (NB) & STRUCTURE NO. 054-0056 (SB)**

SHEET NO. 24 OF 39 SHEETS

F.A.I. RTE.	SECTION	COUNTY	TOTAL SHEETS	SHEET NO.
55	D6 LOGAN CO BR 2011	LOGAN	224	185
CONTRACT NO. 72E10				

ILLINOIS FED. AID PROJECT