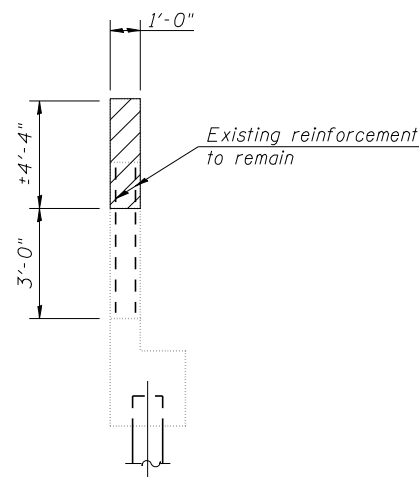
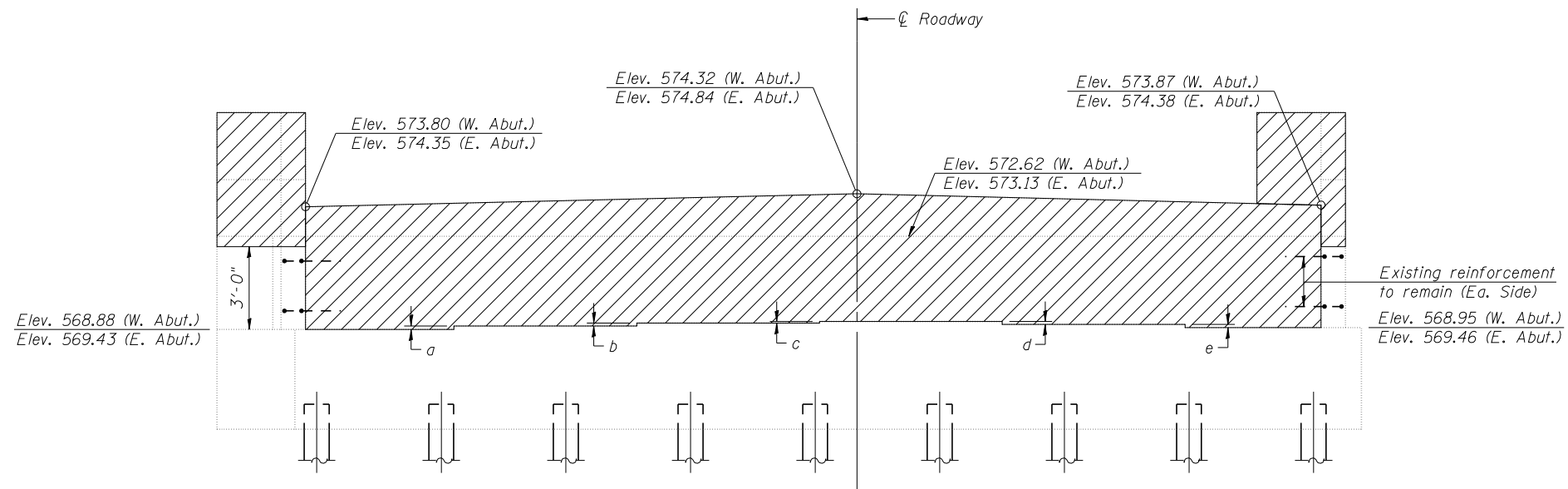


WINGWALL ELEVATION



SECTION A-A

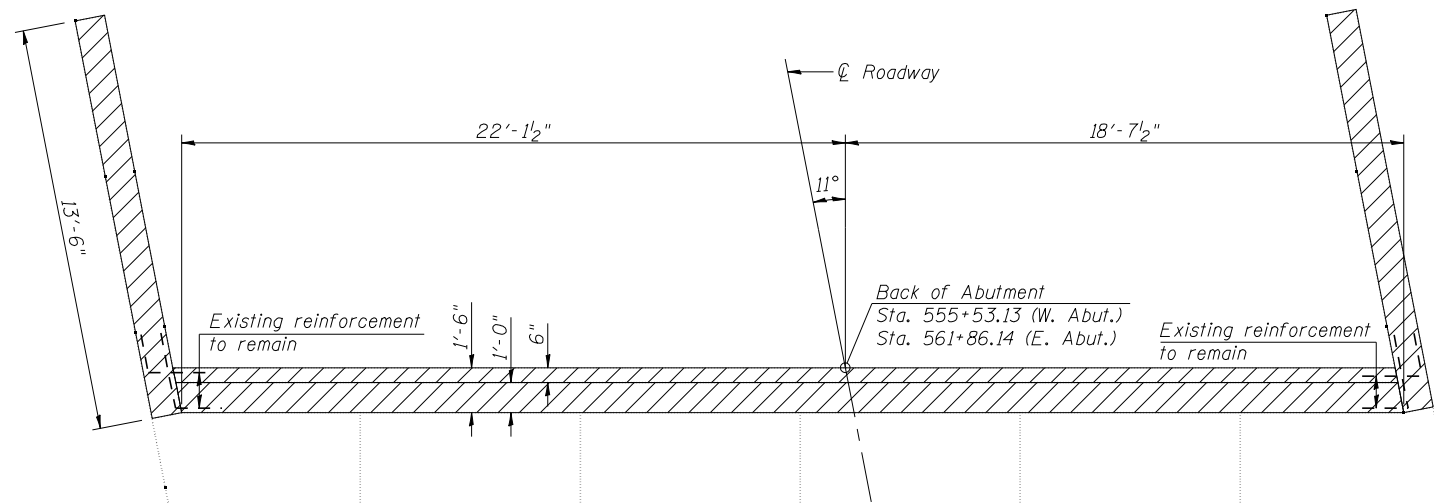


ELEVATION

(Looking West - W. Abut. N.B.)
(Looking East - E. Abut. S.B.)

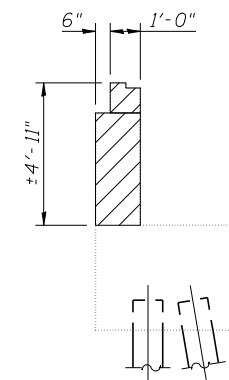
N.B. (S.N. 054-0055)

S.B. (S.N. 054-0056)



PLAN

(West Abutment - N.B.)
(East Abutment - S.B.)



SEC. THRU ABUT.

TABLE OF STEP HEIGHTS

	a	b	c	d	e
West Abutment (N.B.)	1 ³ / ₄ "	1 ³ / ₈ "	3 ⁴ / ₈ "	1 ³ / ₈ "	1 ⁵ / ₈ "
East Abutment (S.B.)	1 ⁵ / ₈ "	1 ³ / ₈ "	5 ⁸ / ₈ "	1 ¹ / ₂ "	1 ³ / ₄ "

NOTE

Plan elevations relative to the existing structure have been taken from existing plans and reduced by 0.38 feet to match benchmark datum.

Notes:

Hatched areas indicate Concrete Removal.
Existing reinforcement shall be cleaned and incorporated into the new construction. Cost included with Concrete Removal.
Existing reinforcement bars not extending into the new construction shall be cut off and covered with a layer of epoxy. Cost included with Concrete Removal.

**TWO (2) ABUTMENTS
BILL OF MATERIAL**

Item	Unit	Total
Concrete Removal	Cu. Yd.	30.0