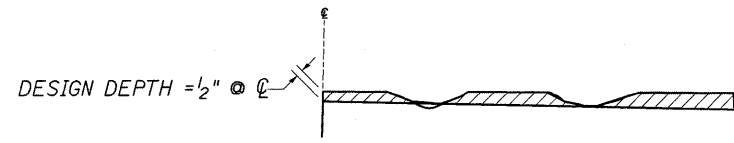


BUTT JOINT DETAIL

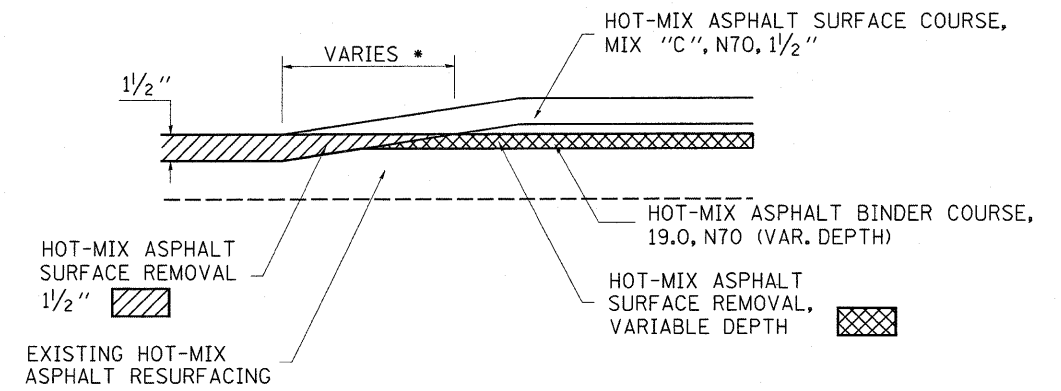
STA. 210+50 TO STA. 211+00 * (50')
 STA. 266+25 TO STA. 267+00 * (75')



NOTES:

1. MILLING SHALL BE DONE TO ATTAIN A $\frac{3}{16}$ "/' SLOPE IN CROWN SECTIONS
2. EXISTING S.E. AND S.E. TRANSITIONS SHALL BE MAINTAINED UNLESS OTHERWISE SHOWN ON THE PLANS.
3. MILLING TO THE BOTTOM OF WHEEL RUTS SHALL NOT BE NECESSARY UNLESS REQUIRED TO OBTAIN SLOPE OR THE DESIGN DEPTH AT CENTERLINE.
4. THE AVERAGE DEPTH OF MILLING IS ESTIMATED TO BE $\frac{1}{2}$ " BUT MAY VARY IN ISOLATED LOCATIONS.

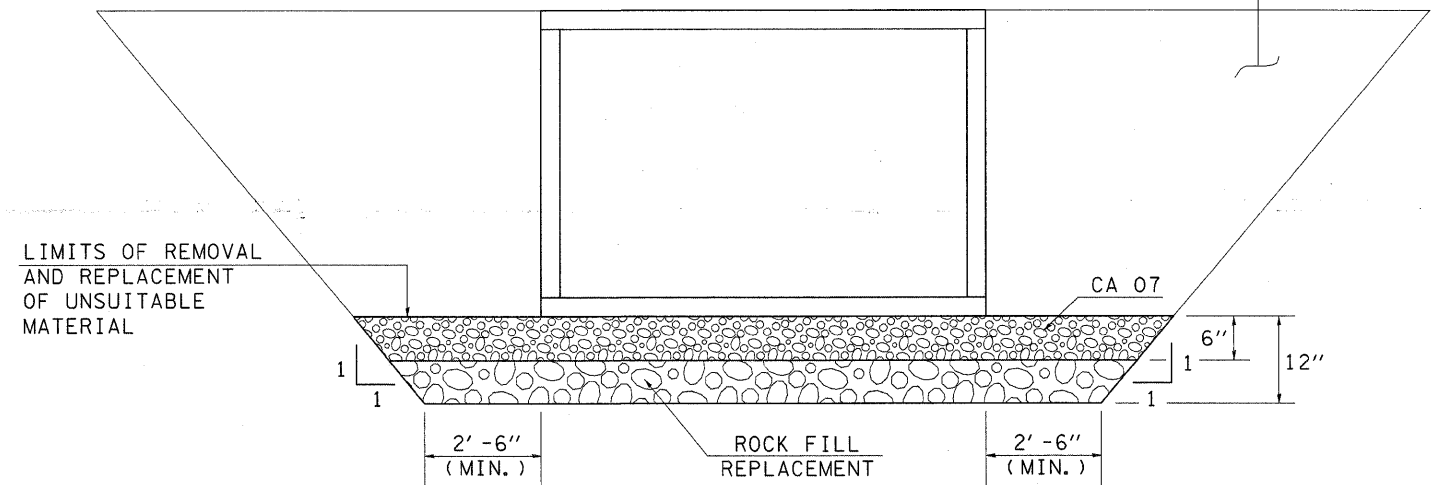
HOT-MIX ASPHALT SURFACE REMOVAL (VARIABLE DEPTH) DETAIL



BUTT JOINT DETAIL

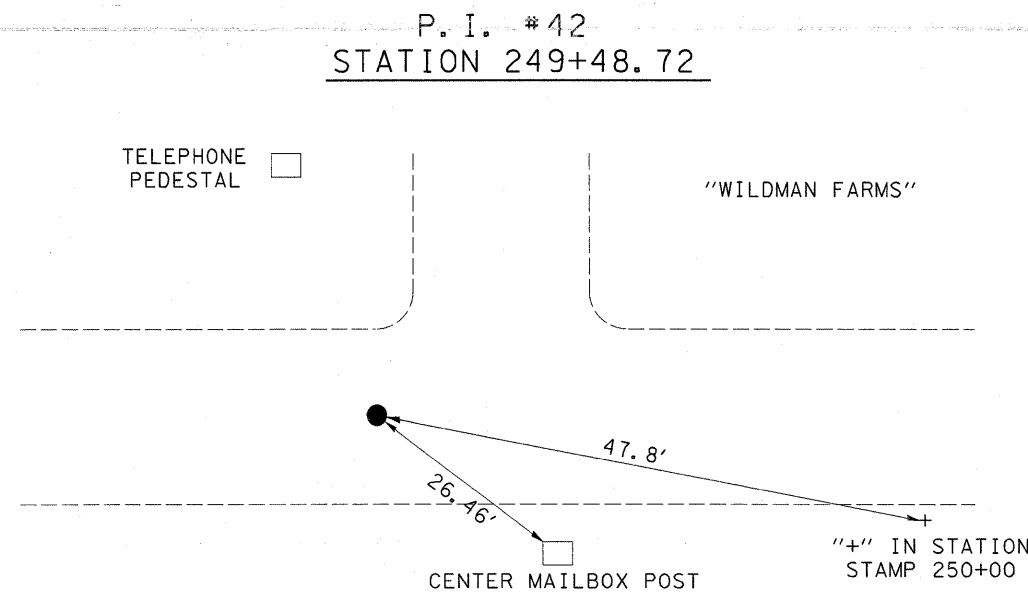
STA. 224+75 TO STA. 225+70 * (95')
 STA. 231+45 TO STA. 232+25 * (80')
 STA. 242+50 TO STA. 243+70 * (120')
 STA. 259+50 TO STA. 260+25 * (75')

GRANULAR CULVERT BACKFILL WITHIN LIMITS OF PROPOSED ROADWAY AND PAVED SHOULDERS. OUTSIDE LIMITS OF PAVED SHOULDERS THE CULVERT SHALL BE BACKFILLED IN ACCORDANCE WITH SECTION 502 OF THE STANDARD SPECIFICATIONS.



CULVERT UNDERCUT DETAIL

NOTE:
 THE LIMITS AND QUANTITIES SHOWN ARE ESTIMATED. THE FINAL DEPTH OF UNDERCUT WILL BE DETERMINED BY THE ENGINEER AT THE TIME OF CONSTRUCTION.



FILE NAME =	USER NAME = swartzrw	DESIGNED -	REVISED -
ea:\pwork\pwork\swartzrw\d0156168\d77422-shr-details.dgn		DRAWN -	REVISED -
		CHECKED -	REVISED -
		DATE -	REVISED -

STATE OF ILLINOIS
 DEPARTMENT OF TRANSPORTATION

CONSTRUCTION DETAILS
 SCALE: NA SHEET NO. 1 OF 1 SHEETS STA. TO STA.

F.A.P. RTE.	SECTION	COUNTY	TOTAL SHEETS	SHEET NO.
741	(11,12)T		85	9
CONTRACT NO. 74422				
ILLINOIS FED. AID PROJECT				

• MACON & PIATT