

NOTES:

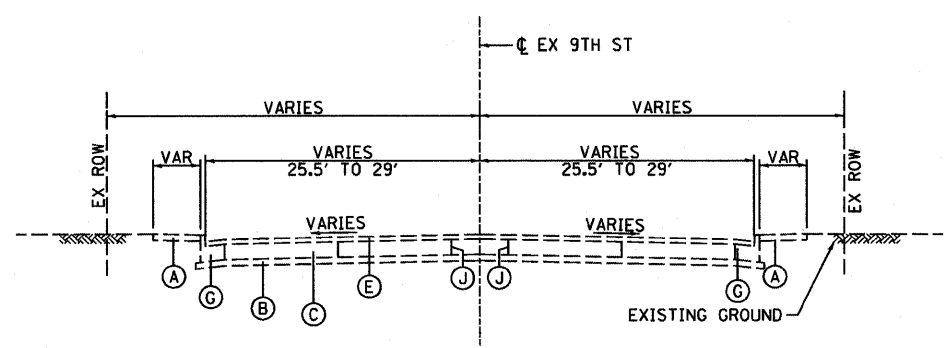
- SEEDING, CLASS 1B AND MULCH, METHOD 2 SHALL BE USED ON ALL SIDE SLOPES.
- FOR LIMITS OF CHAIN LINK FENCE, SEE PLAN AND PROFILES SHEETS.
- SEE REMOVAL SHEETS FOR MEDIAN REMOVAL LIMITS.
- ANY CHANGES TO THICKNESS OF AGGREGATE BASE COURSE, TYPE A 12" TO DRAIN UNDERDRAINS WILL BE INCLUDED IN THE COST OF THE PAY ITEM. NO ADDITIONAL COMPENSATION WILL BE MADE.

EXISTING LEGEND:

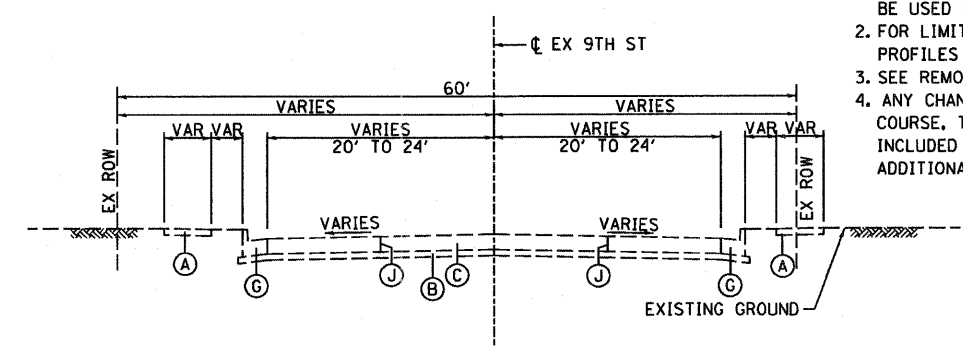
- (A) PORTLAND CEMENT CONCRETE SIDEWALK - 4"±
- (B) SUB-BASE GRANULAR MATERIAL, TYPE A - 4"±
- (C) PORTLAND CEMENT CONCRETE PAVEMENT - 10"±
- (D) CONCRETE CURB
- (E) HMA SURFACE COURSE - 1 1/4"±
- (F) HMA BINDER COURSE - 1 1/2"±
- (G) COMBINATION CURB AND GUTTER TYPE B-6.24
- (H) CONCRETE MEDIAN SURFACE
- (I) COARSE AGGREGATE
- (J) PORTLAND CEMENT CONCRETE JOINTS
- (K) EARTH MEDIAN SURFACE
- (L) CORRUGATED MEDIAN SURFACE
- (M) HMA SURFACE COURSE - 2"
- (N) AGGREGATE BASE COURSE, TYPE A, 9"
- (O) CONCRETE GUTTER TYPE B MODIFIED
- (P) SUB-BASE GRANULAR MATERIAL, TYPE A - 9"
- (Q) COMBINATION CONCRETE CURB AND GUTTER TYPE B-6.12
- (R) BRIDGE STRUCTURE
- (S) CONCRETE RETAINING WALL
- (T) BRICK PAVEMENT (THICKNESS UNKNOWN)
- (U) AGGREGATE BASE COURSE, TYPE A, 12"
- (V) BITUMINOUS PAVEMENT - 7 3/4"
- (W) BITUMINOUS SURFACE
- (X) HMA SURFACE COURSE - 1 1/2"
- (Y) HMA BINDER COURSE - 3/4"

PROPOSED LEGEND:

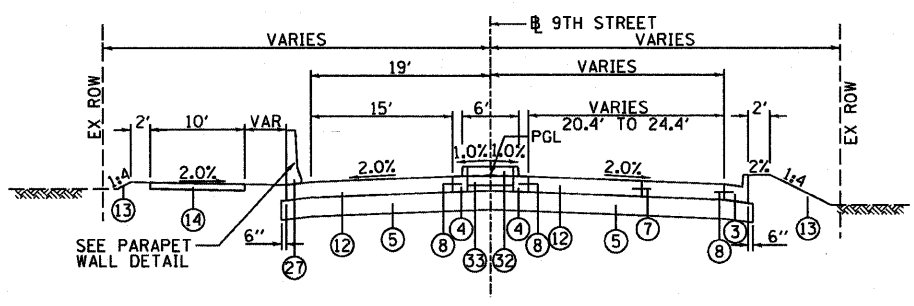
- (1) HMA SURFACE COURSE, MIX "D" N70 - 1 1/2"
- (2) HMA BINDER COURSE, IL-19.0, N70 - 2 1/4"
- (3) COMBINATION CONCRETE CURB AND GUTTER TYPE B-6.24
- (4) COMBINATION CONCRETE CURB AND GUTTER TYPE B-6.12
- (5) AGGREGATE BASE COURSE, TYPE A - 12" (SEE NOTE 4)
- (6) PORTLAND CEMENT CONCRETE BASE COURSE - 11"
- (7) #6 TIE BARS, 30" LONG AT 30" C-C (INCLUDED IN BID PRICE FOR VARIOUS PCC ITEMS)
- (8) #6 TIE BARS, 24" LONG AT 24" C-C (INCLUDED IN BID PRICE FOR VARIOUS PCC ITEMS)
- (9) COARSE AGGREGATE
- (10) CONCRETE MEDIAN SURFACE - 4"
- (11) LONGITUDINAL JOINT
- (12) PORTLAND CEMENT CONCRETE PAVEMENT - 10" (JOINTED)
- (13) SEEDING AND MULCHING (SEE NOTE 1)
- (14) PORTLAND CEMENT CONCRETE SIDEWALK - 4"
- (15) PROPOSED HMA SURFACE REMOVAL - 1 1/4"
- (16) PROPOSED PORTLAND CEMENT CONCRETE SHOULDERS - 10"
- (17) BITUMINOUS MATERIALS (PRIME COAT)
- (18) AGGREGATE (PRIME COAT)
- (19) PROPOSED HMA SURFACE REMOVAL - 1 1/2"
- (20) AGGREGATE BASE COURSE, TYPE A - 8"
- (21) HMA LEVELING BINDER, (MACHINE METHOD) N70 - 2 1/2"
- (22) AGGREGATE SHOULDERS, TYPE A - 6"
- (23) RESERVED
- (24) AGGREGATE SHOULDERS, TYPE A
- (25) COMBINATION CONCRETE CURB AND GUTTER TYPE M-6.06
- (26) PIPE UNDERDRAINS - 6"
- (27) CONCRETE BARRIER
- (28) AGGREGATE SHOULDERS, TYPE B
- (29) PORTLAND CEMENT CONCRETE BASE COURSE, 10"
- (30) HMA SURFACE REMOVAL - 2 1/4"
- (31) HMA SURFACE COURSE, MIX "D" N70 - 2 1/4"
- (32) CONCRETE MEDIAN SURFACE, 6 INCH (SPECIAL)
- (33) AGGREGATE FILL (INCLUDED IN BID PRICE FOR CONCRETE MEDIAN SURFACE (SPECIAL))



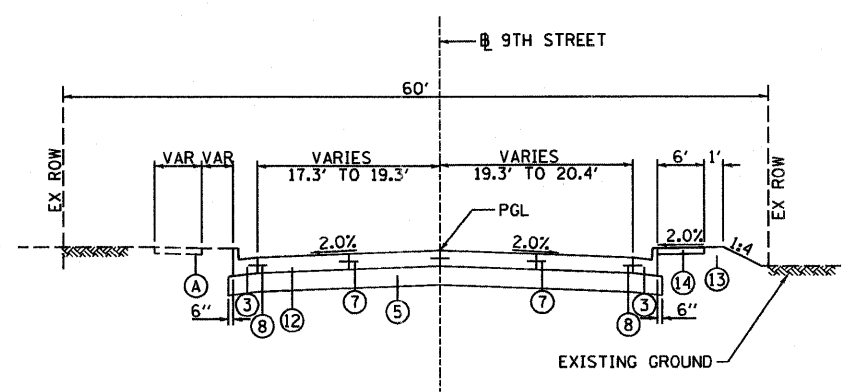
EXISTING 9TH STREET
STA 15+91.54 TO STA 16+99.50



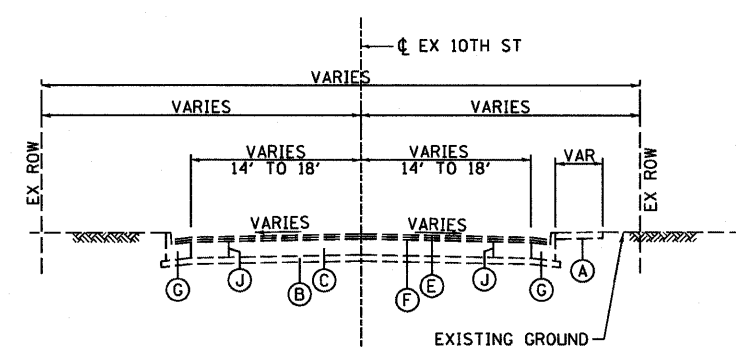
EXISTING 9TH STREET
STA 19+19.68 TO STA 20+00.00



PROPOSED 9TH STREET
STA 16+57.21 TO STA 16+82.17
SEE INTERSECTION DETAIL SHEET FOR STA 16+82.17 TO 19+49.68



PROPOSED 9TH STREET
STA 19+49.68 TO STA 20+00.00



EXISTING 10TH STREET

10/5/2011 3:49:56 PM

FILE NAME =	USER NAME = pmsarno	DESIGNED - LDC	REVISED -
	MODEL NAME = #MODELNAME#	DRAWN - SMS	REVISED -
	PLOT SCALE = 20.0000' / in.	CHECKED - GEB	REVISED -
	PLOT DATE = 10/5/2011	DATE - 10-04-11	REVISED -

**STATE OF ILLINOIS
DEPARTMENT OF TRANSPORTATION**

TYPICAL SECTIONS

SCALE: NONE SHEET NO. 2 OF 9 SHEETS STA. 15+91.54 TO STA. 20+00.00

F.A.U. RTE.	SECTION	COUNTY	TOTAL SHEETS	SHEET NO.
82-1-3HB, 82-2N, 82-1-12RS		ST. CLAIR	352	11
FAI 64/9166/9180			CONTRACT NO. 76C51	
FED. ROAD DIST. NO.	ILLINOIS FED. AID PROJECT			