

NOTES:

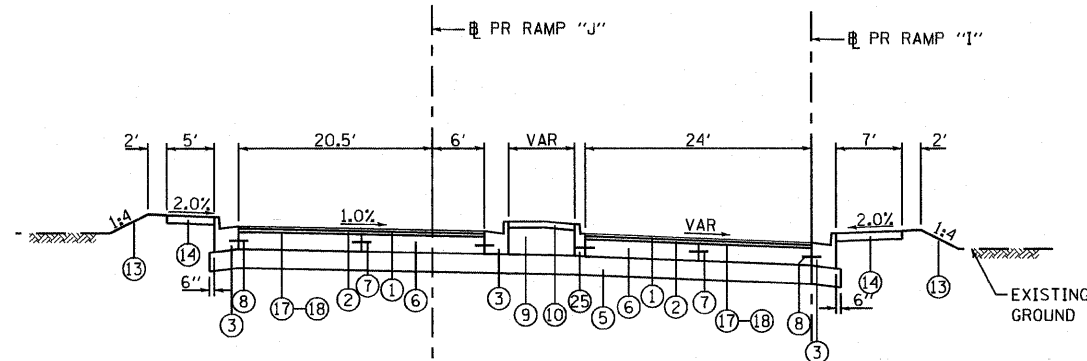
1. SEEDING, CLASS 1B AND MULCH, METHOD 2 SHALL BE USED ON ALL SIDE SLOPES.
2. FOR LIMITS OF CHAIN LINK FENCE, SEE PLAN AND PROFILES SHEETS.
3. SEE REMOVAL SHEETS FOR MEDIAN REMOVAL LIMITS.
4. ANY CHANGES TO THICKNESS OF AGGREGATE BASE COURSE, TYPE A 12" TO DRAIN UNDERDRAINS WILL BE INCLUDED IN THE COST OF THE PAY ITEM. NO ADDITIONAL COMPENSATION WILL BE MADE.

EXISTING LEGEND:

- (A) PORTLAND CEMENT CONCRETE SIDEWALK - 4"±
- (B) SUB-BASE GRANULAR MATERIAL, TYPE A - 4"±
- (C) PORTLAND CEMENT CONCRETE PAVEMENT - 10"±
- (D) CONCRETE CURB
- (E) HMA SURFACE COURSE - 1 1/4"±
- (F) HMA BINDER COURSE - 1 1/2"±
- (G) COMBINATION CURB AND GUTTER TYPE B-6.24
- (H) CONCRETE MEDIAN SURFACE
- (I) COARSE AGGREGATE
- (J) PORTLAND CEMENT CONCRETE JOINTS
- (K) EARTH MEDIAN SURFACE
- (L) CORRUGATED MEDIAN SURFACE
- (M) HMA SURFACE COURSE - 2"
- (N) AGGREGATE BASE COURSE, TYPE A, 9"
- (O) CONCRETE GUTTER TYPE B MODIFIED
- (P) SUB-BASE GRANULAR MATERIAL, TYPE A - 6"
- (Q) COMBINATION CONCRETE CURB AND GUTTER TYPE B-6.12
- (R) BRIDGE STRUCTURE
- (S) CONCRETE RETAINING WALL
- (T) BRICK PAVEMENT (THICKNESS UNKNOWN)
- (U) AGGREGATE BASE COURSE, TYPE A, 12"
- (V) BITUMINOUS PAVEMENT - 7 3/4"
- (W) BITUMINOUS SURFACE
- (X) HMA SURFACE COURSE - 1 1/2"
- (Y) HMA BINDER COURSE - 3/4"

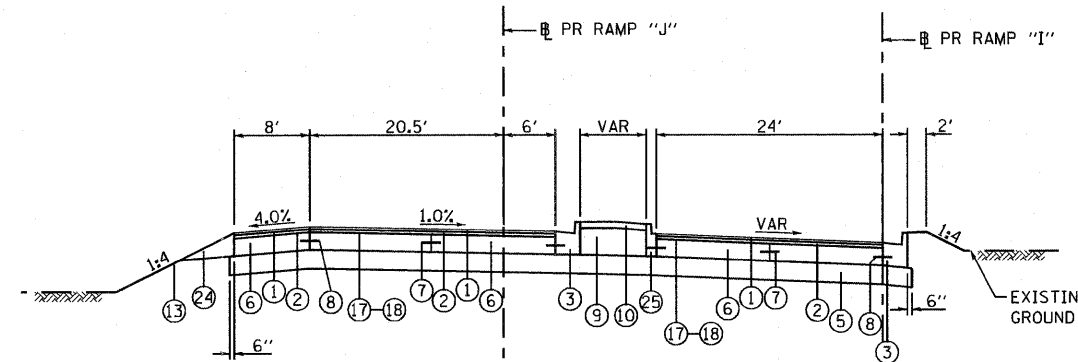
PROPOSED LEGEND:

- (1) HMA SURFACE COURSE, MIX "D" N70 - 1 1/2"
- (2) HMA BINDER COURSE, IL-19.0, N70 - 2 1/4"
- (3) COMBINATION CONCRETE CURB AND GUTTER TYPE B-6.24
- (4) COMBINATION CONCRETE CURB AND GUTTER TYPE B-6.12
- (5) AGGREGATE BASE COURSE, TYPE A - 12" (SEE NOTE 4)
- (6) PORTLAND CEMENT CONCRETE BASE COURSE - 11"
- (7) #6 TIE BARS, 30" LONG AT 30" C-C (INCLUDED IN BID PRICE FOR VARIOUS PCC ITEMS)
- (8) #6 TIE BARS, 24" LONG AT 24" C-C (INCLUDED IN BID PRICE FOR VARIOUS PCC ITEMS)
- (9) COARSE AGGREGATE
- (10) CONCRETE MEDIAN SURFACE - 4"
- (11) LONGITUDINAL JOINT
- (12) PORTLAND CEMENT CONCRETE PAVEMENT - 10" (JOINTED)
- (13) SEEDING AND MULCHING (SEE NOTE 1)
- (14) PORTLAND CEMENT CONCRETE SIDEWALK - 4"
- (15) PROPOSED HMA SURFACE REMOVAL - 1 1/4"
- (16) PROPOSED PORTLAND CEMENT CONCRETE SHOULDERS - 10"
- (17) BITUMINOUS MATERIALS (PRIME COAT)
- (18) AGGREGATE (PRIME COAT)
- (19) PROPOSED HMA SURFACE REMOVAL - 1 1/2"
- (20) AGGREGATE BASE COURSE, TYPE A - 8"
- (21) HMA LEVELING BINDER, (MACHINE METHOD) N70 - 2 1/2"
- (22) AGGREGATE SHOULDERS, TYPE A - 6"
- (23) RESERVED
- (24) AGGREGATE SHOULDERS, TYPE A
- (25) COMBINATION CONCRETE CURB AND GUTTER TYPE M-6.06
- (26) PIPE UNDERDRAINS - 6"
- (27) CONCRETE BARRIER
- (28) AGGREGATE SHOULDERS, TYPE B
- (29) PORTLAND CEMENT CONCRETE BASE COURSE, 10"
- (30) HMA SURFACE REMOVAL - 2 1/4"
- (31) HMA SURFACE COURSE, MIX "D" N70 - 2 1/4"



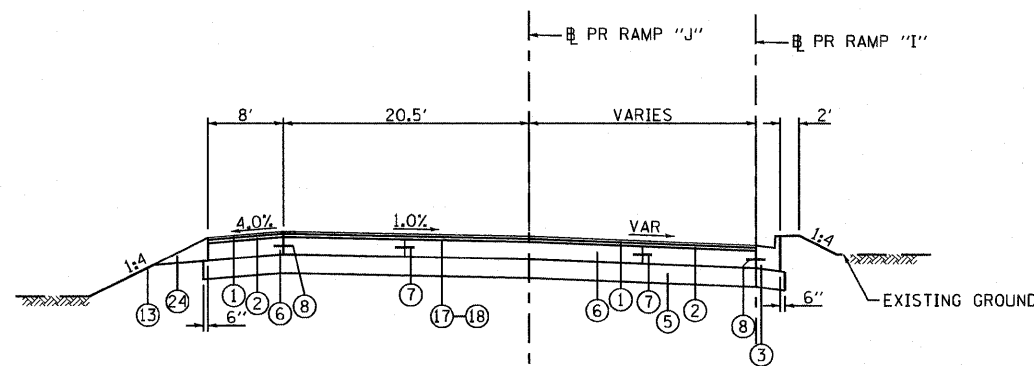
PROPOSED RAMP "I" & "J"

RAMP I - STA 12+81.01 TO STA 13+74.17
 RAMP J - STA 10+30.28 TO STA 10+63.41
 SIDEWALK ENDS STA 10+41.79



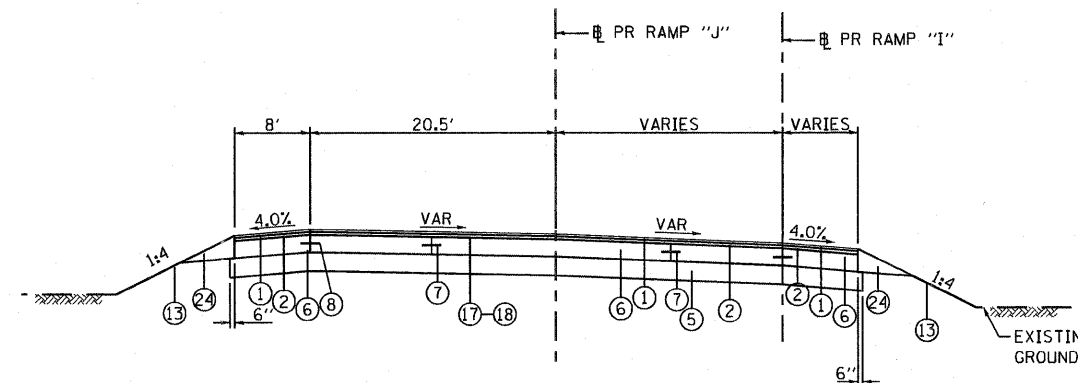
PROPOSED RAMP "I" & "J"

RAMP I - STA 13+74.17 TO STA 13+93.63
 RAMP J - STA 10+63.41 TO STA 10+97.39



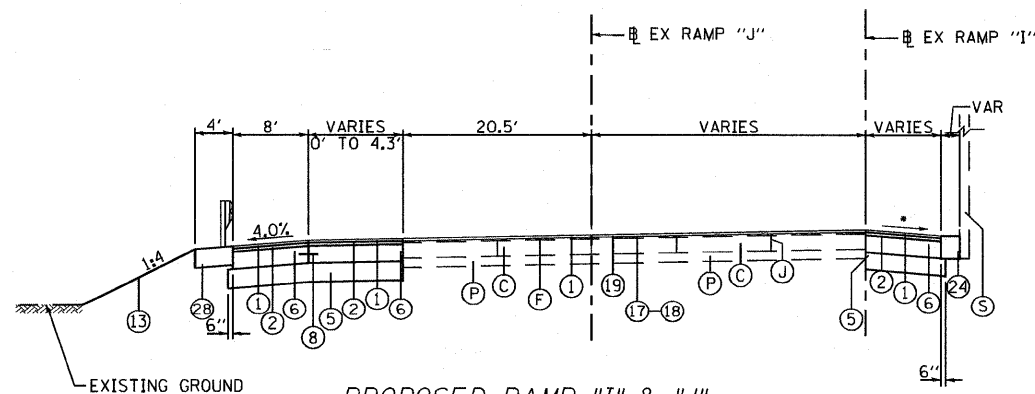
PROPOSED RAMP "I" & "J"

RAMP I - STA 13+93.63 TO STA 14+33.01
 RAMP J - STA 10+97.39 TO STA 11+48.45



PROPOSED RAMP "I" & "J"

RAMP I - STA 14+33.01 TO STA 15+00.00
 RAMP J - STA 11+48.45 TO STA 12+13.99



PROPOSED RAMP "I" & "J"

RAMP I - STA 15+00.00 TO STA 16+22.38
 RAMP J - STA 12+13.99 TO STA 14+46.88
 • MATCH EXISTING SHOULDER CROSS SLOPE
 GUARDRAIL - RAMP J STA 12+55 LT TO 13+05 LT

HOT-MIX ASPHALT MIXTURE REQUIREMENTS

MIXTURE USE	SURFACE	BINDER
AC/PG	PG 64-22	PG 64-22
RAP % (MAX)	10%	15%
DESIGN AIR Voids	4.0% @ Ndes=70	4.0% @ Ndes=70
MIX COMPOSITION (GRADATION MIXTURE)	IL 12.5/9.5	IL 19.0
FRICTION AGG	MIXTURE "D"	MIXTURE "B"