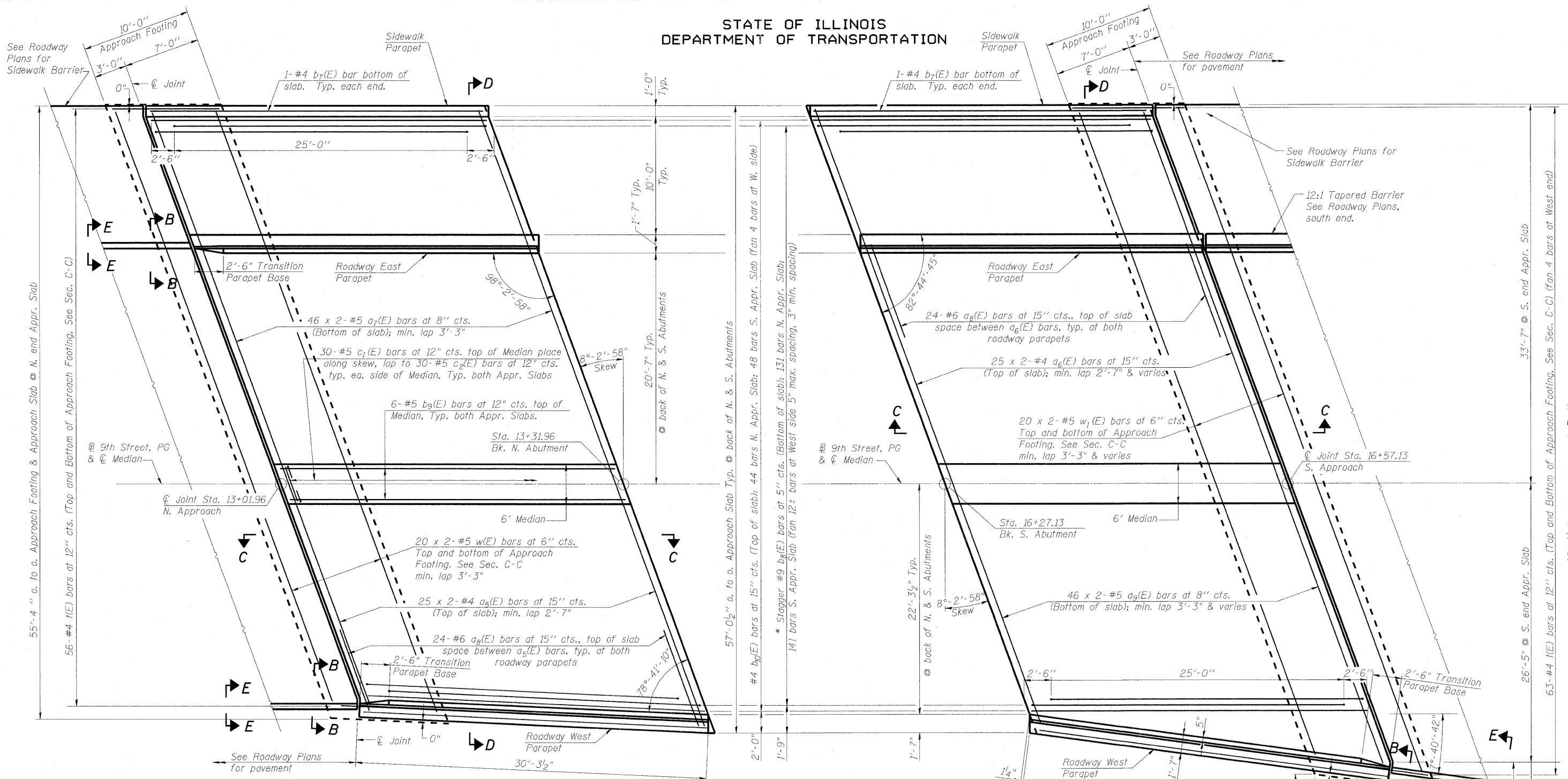


STATE OF ILLINOIS
DEPARTMENT OF TRANSPORTATION



NORTH APPROACH SLAB PLAN

*Tilt #9 b₈(E) bars as required to maintain clearance.

SOUTH APPROACH SLAB PLAN

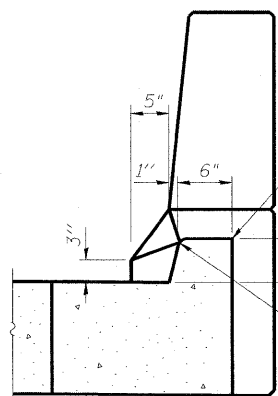
*Tilt #9 b₈(E) bars as required to maintain clearance.

AECOM

303 East Wacker Drive, Suite 600
Chicago, Illinois 60601
Ph: 312.938.0300
Fax: 312.373.6806
www.aecom.com

DESIGNED	- P.J.L.
CHECKED	- D.D.B.
DRAWN	- B.R.D.
CHECKED	- D.D.B.

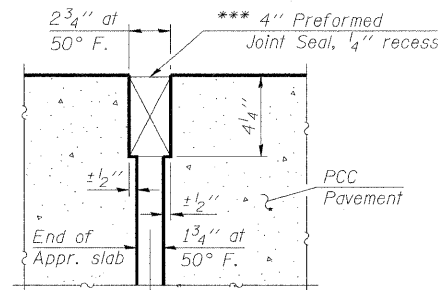
03/31/2011



VIEW B-B

Combination Concrete Curb and Gutter (B-6.24) on adjacent roadway

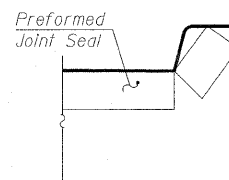
Taper end of Parapet curb block to meet B-6.24 curb profile typ. both ends of Roadway West Parapet & north end of Roadway East Parapet.



RIGID PAVEMENT

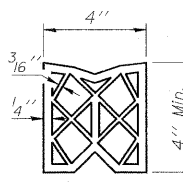
DETAIL A

*** Cost included with Concrete Superstructure.



VIEW E-E

Angle Preformed Joint Seal at 45° at curbs when req'd for drainage.



PREFORMED JOINT SEAL

Notes:

Bars indicated thus 20 x 3-#5 etc. indicates 20 lines of bars with 3 lengths per line.
a₅(E) thru a₉(E), c₁(E) and c₂(E) bar spacings measured along C.Rdwy.
See Sht. S17 of S36 for Sections C-C & D-D.
See Sht. S11 & S15 of S36 for Parapet Reinforcement.
See Sht. S11 & S18 to S20 of S36 for Railing Details and Post Spacing
See Sht. S7 & S8 of S36 for Appr. Slab layout information

BRIDGE APPROACH SLAB DETAILS - I
STRUCTURE NO. 082-0326

SHEET NO. S16	F.A.I. RTE.	SECTION	COUNTY	TOTAL SHEETS	SHEET NO.
	64	82-1-3HB, 82-2N, 82-1-12RS	ST. CLAIR	352	218
S36 SHEETS	F.A.U. 9166 / F.A.U. 9180		CONTRACT NO. 76C51		
	FED. ROAD DIST. NO.		ILLINOIS FED. AID PROJECT		