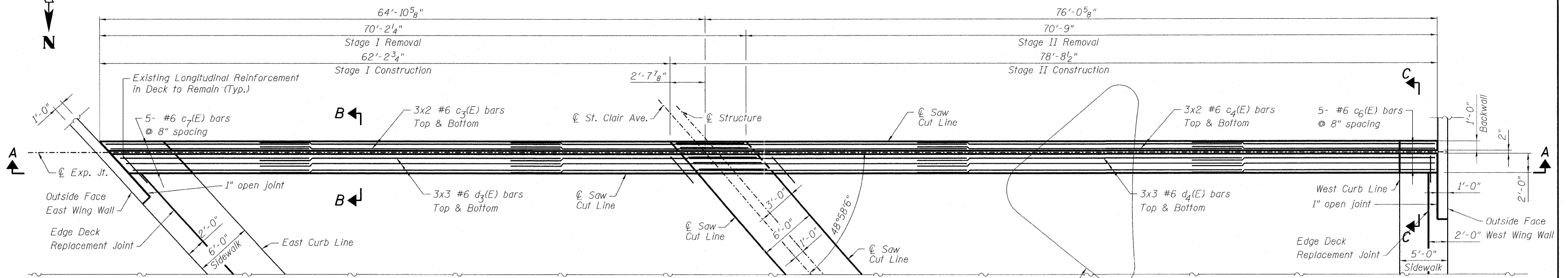
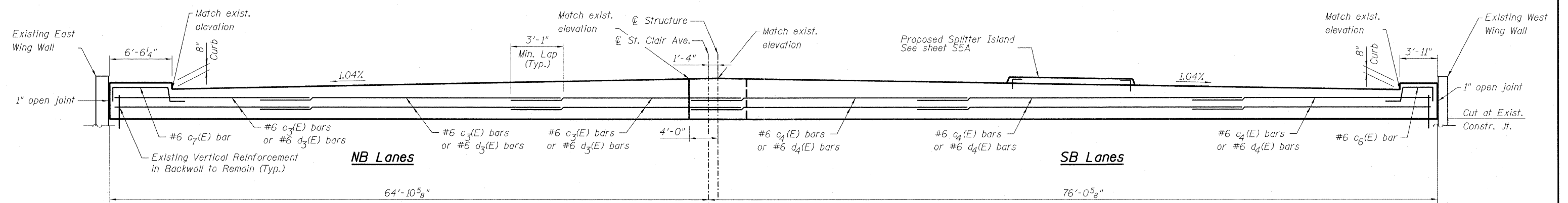


STATE OF ILLINOIS  
DEPARTMENT OF TRANSPORTATION



**SOUTH ABUTMENT JOINT REPLACEMENT PLAN**



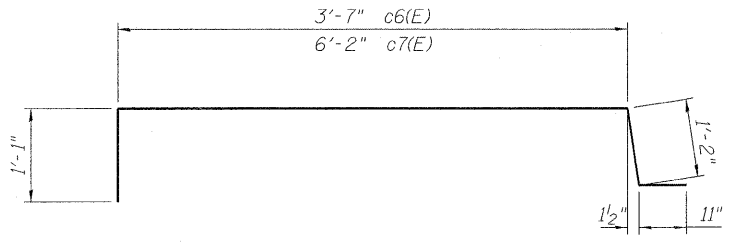
**SECTION A-A**

**NOTES:**

1. Notation '3x2 bars' refers to 3 rows of bars with 2 lengths per row.
2. All dimensions shall be verified in the field.
3. Work this sheet with sheet S13.
4. Contractor shall verify all elevations in the field to ensure smooth transition from bridge approaches to driving surface.
5. Protective Coat is applied to the top of all concrete surfaces.
6. For Sections B-B and C-C see sheet S13.
7. Removal of existing expansion joint paid for under Concrete Removal.

**BILL OF MATERIAL**

Bar	No.	Size	Length	Shape
c3(E)	12	#6	23'-4"	—
c4(E)	12	#6	27'-9"	—
c6(E)	5	#6	6'-9"	┌┐
c7(E)	5	#6	9'-4"	┌┐
d3(E)	18	#6	23'-4"	—
d4(E)	18	#6	27'-9"	—
Item	Unit	Quantity		
Reinforcement Bars, Epoxy Coated	Pound	2,430		
Protective Coat	Sq. Yd.	48		
Concrete Removal	Cu. Yd.	18		
Concrete Superstructure	Cu. Yd.	18		
Preformed Joint Strip Seal	Foot	141		



**BARS c6(E) & c7(E)**

**SUPERSTRUCTURE DETAILS II  
STRUCTURE NO. 082-0099**

DESIGNED - DEV
CHECKED - EJO
DRAWN - DEV
CHECKED - EJO

SHEET NO. S12 S20 SHEETS	F.A.I. RTE.	SECTION	COUNTY	TOTAL SHEETS	SHEET NO.
	64	82-1-3HB, 82-2N, 82-1-12RS	ST. CLAIR	352	250
	F.A.U. 9166 / F.A.U. 9180		CONTRACT NO. 76C51		
FED. ROAD DIST. NO.		ILLINOIS	FED. AID PROJECT		