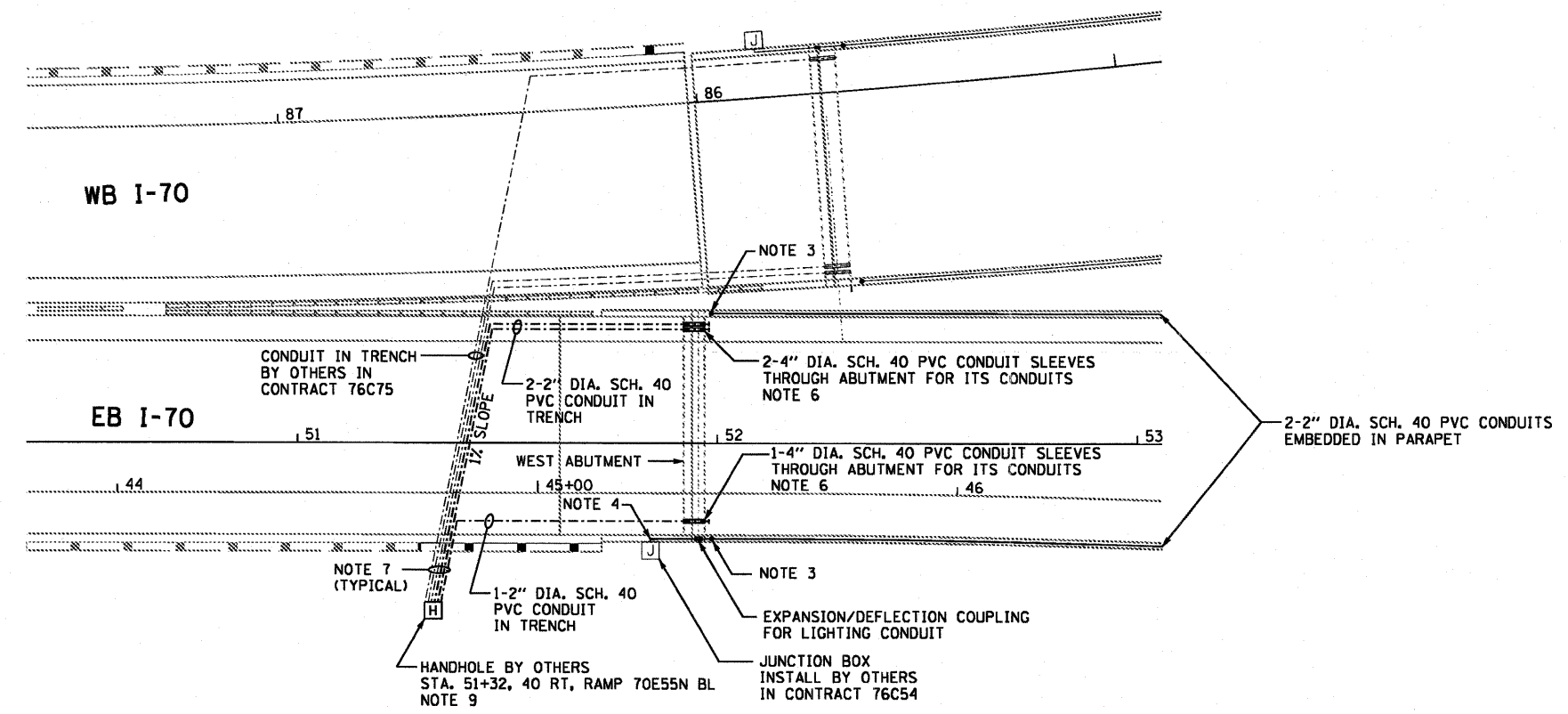
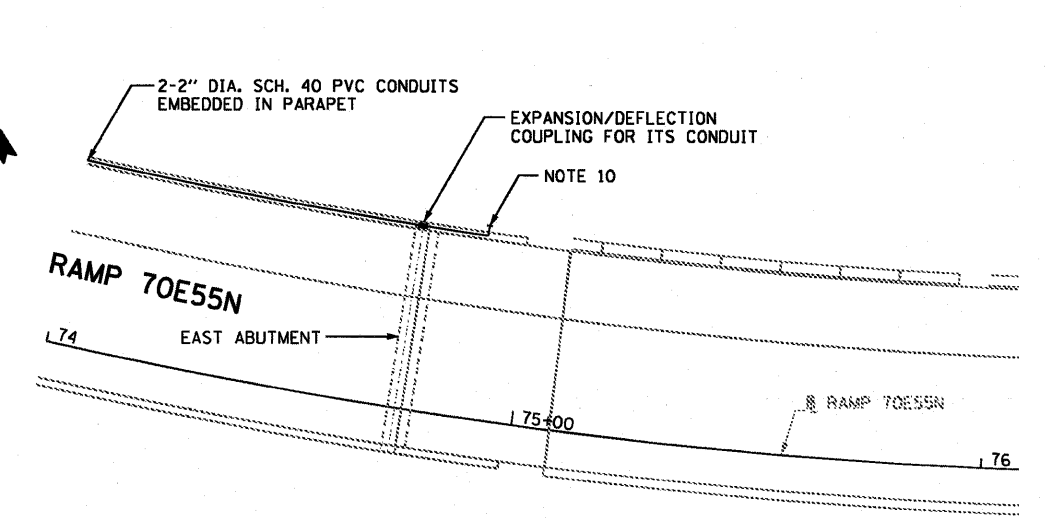


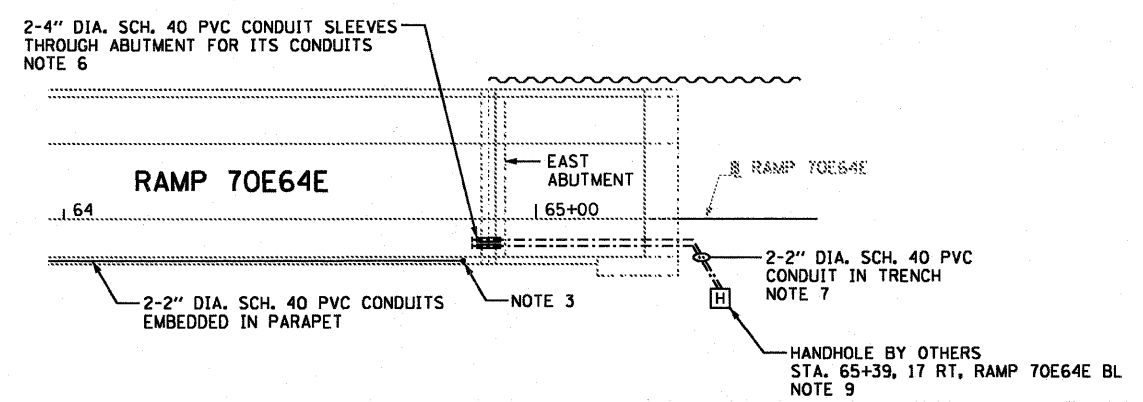
- NOTES:**
1. SEE DRAWING ME-01 FOR ELECTRICAL SYMBOLS AND ABBREVIATIONS.
 2. SEE DRAWINGS ME-02 AND ME-03 FOR CONDUIT INSTALLATION DETAILS.
 3. 2" DIA. PVC CONDUIT EMBEDDED IN PARAPET FOR ITS SHALL BE STUBBED OUT THE BOTTOM OF THE DECK SLAB AND CAPPED.
 4. 2" DIA. PVC CONDUIT EMBEDDED IN PARAPET FOR LIGHTING SHALL BE STUBBED OUT THE SIDE OF THE PARAPET WALL AND CAPPED FOR FUTURE CONNECTIONS TO LIGHTING CIRCUITS IN CONTRACT 76C54. SEE STRUCTURAL DRAWINGS FOR LOCATION OF CONDUIT STUB OUT.
 5. ALL ELECTRICAL WORK SHALL BE COORDINATED WITH ELECTRICAL WORK IN CONTRACT NOS. 76C52, 76C53, 76C54 AND 76C75.
 6. ROUTE CONDUITS IN TRENCH THROUGH THE SLEEVES IN THE ABUTMENT AND CAPPED ON THE FRONT SIDE OF THE ABUTMENT FOR FUTURE USE. PROVIDE CONDUIT SEALANT BETWEEN THE SLEEVE AND CONDUIT TO PREVENT THE INGRESS OF WATER AND DEBRIS.
 7. INSTALL PARALLEL CONDUITS IN A COMMON TRENCH.
 8. SEE STRUCTURAL DRAWINGS FOR ADDITIONAL CONDUIT INSTALLATION DETAILS.
 9. THE CONDUITS IN TRENCH SHALL BE TERMINATED AT THE FUTURE HANDHOLE (PROVIDED BY OTHERS) LOCATION SHOWN ON THE PLANS. THE CONDUITS SHALL BE SPACED 4 INCHES APART CENTER-TO-CENTER AND CAPPED FOR FUTURE USE.
 10. 2" DIA. PVC CONDUIT EMBEDDED IN PARAPET FOR ITS SHALL BE STUBBED OUT THE SIDE OF THE PARAPET WALL AND CAPPED FOR FUTURE CONNECTIONS. SEE STRUCTURAL DRAWINGS FOR LOCATION OF CONDUIT STUB OUTS.



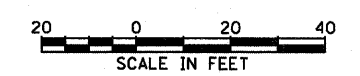
CONDUIT INSTALLATION PLAN - WEST ABUTMENT FOR STRUCTURE NO. 082-0322
NOTES 5 AND 8



CONDUIT INSTALLATION PLAN - EAST ABUTMENT FOR STRUCTURE NO. 082-0322
NOTES 5 AND 8



CONDUIT INSTALLATION PLAN - EAST ABUTMENT FOR STRUCTURE NO. 082-0324
NOTES 5 AND 8



ME-04

USER NAME = lantz	DESIGNED WDS	REVISED -	STATE OF ILLINOIS DEPARTMENT OF TRANSPORTATION	CONDUIT INSTALLATION PLAN			F.A.I. RTE. 64/998	SECTION 82-1-B-2	COUNTY ST. CLAIR	TOTAL SHEETS 399	SHEET NO. 97	
PLDT SCALE = 40.0000' / 1"	DRAWN TCL	REVISED -		SCALE: 1" = 20'	SHEET NO. 1	OF 1	SHEETS	STA. NA	TO STA. NA	CONTRACT NO. 76C76		
PLDT DATE = 7/1/2011	CHECKED JPC	REVISED -										
	DATE 07-01-11	REVISED -										

FILE NAME = P:\P60046609\980_CAD\981_Drawings\76C76_Contract\Sheet\Electrical\082-0324-1-76C76-sh1-Light-04.dgn