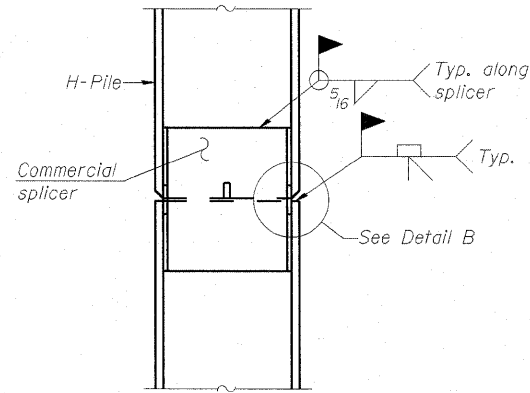
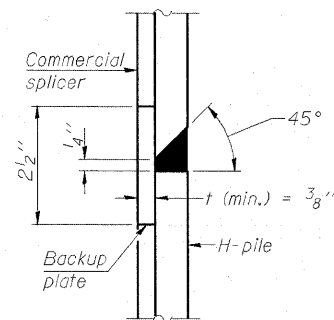


**STEEL PILE TABLE**

Designation	Depth d	Flange width b <sub>f</sub>	Web and Flange thickness t	Encasement diameter A
HP 14x117	14 1/4"	14 7/8"	1 3/16"	30"
x102	14"	14 3/4"	1 1/16"	30"
x89	13 7/8"	14 3/4"	5/8"	30"
x73	13 5/8"	14 5/8"	1/2"	30"
HP 12x84	12 1/4"	12 1/4"	1 1/16"	24"
x74	12 1/8"	12 1/4"	5/8"	24"
x63	12"	12 1/8"	1/2"	24"
x53	11 3/4"	12"	7/16"	24"
HP 10x57	10"	10 1/4"	9/16"	24"
x42	9 3/4"	10 1/8"	7/16"	24"
HP 8x36	8"	8 1/8"	7/16"	18"

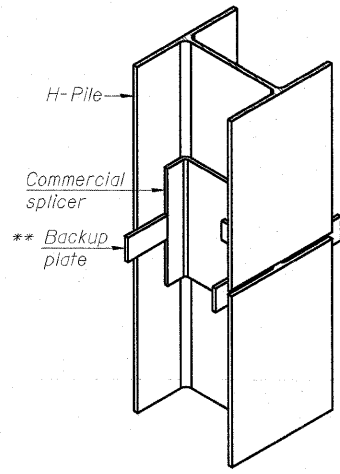


**ELEVATION**

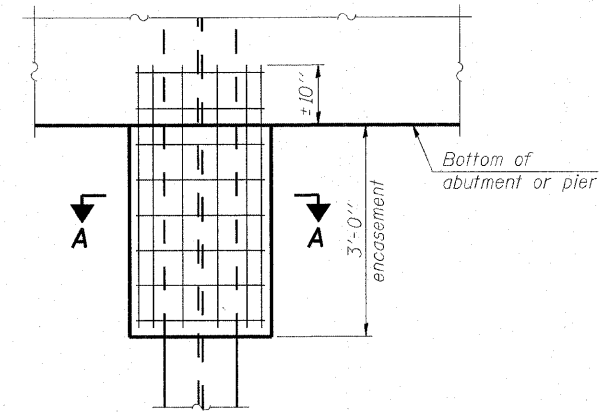


**DETAIL "B"**

**WELDED COMMERCIAL SPLICE**

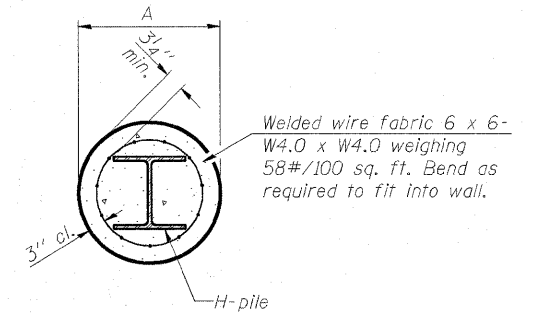


**ISOMETRIC VIEW**



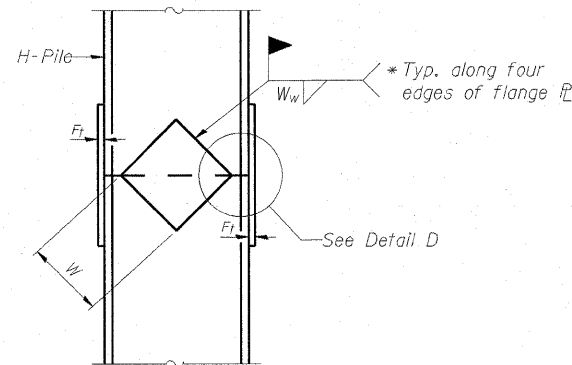
**ELEVATION**

**PILE ENCASEMENT**

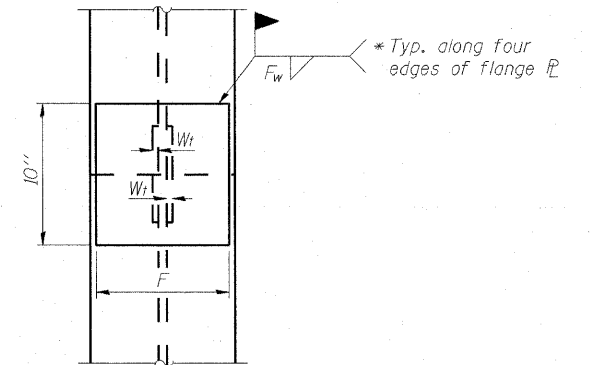


**SECTION A-A**

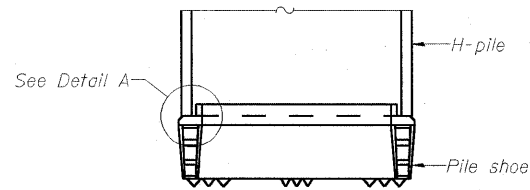
Note:  
Forms for encasement may be omitted when soil conditions permit.



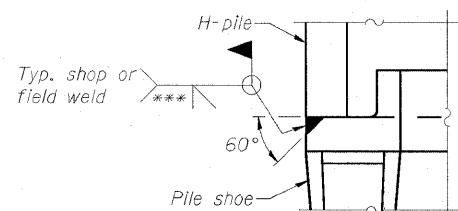
**ELEVATION**



**END VIEW**

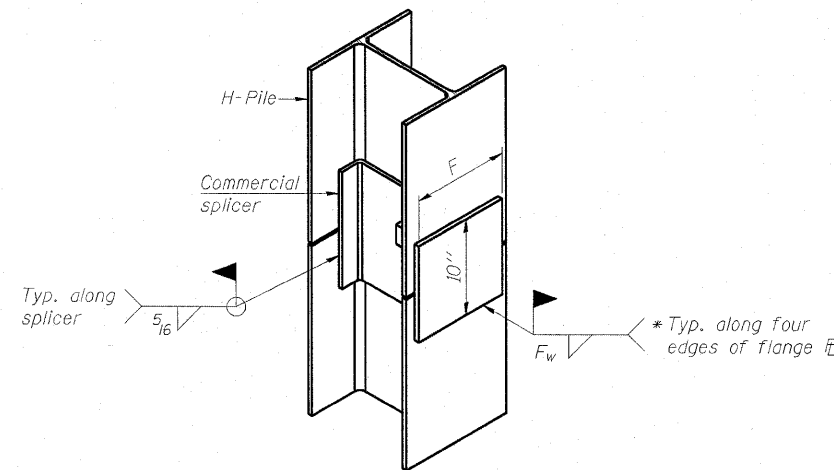


**ELEVATION**



**DETAIL A**

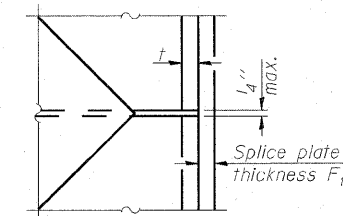
**H-PILE SHOE ATTACHMENT**



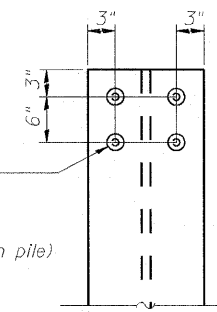
**ISOMETRIC VIEW**

**WELDED COMMERCIAL SPLICE ALTERNATE**

- \* Interrupt welds 1/4" from end of web and/or each flange.
- \*\* Remove portions of backup plates that extend outside the flanges.
- \*\*\* Weld size per pile shoe manufacturer (5/16" min.).



**DETAIL D**



**STUD DETAIL**

4-3/4"  $\phi$  x 4" Granular or solid flux filled headed studs automatically end welded. Cost included with Furnishing Piles. (Typ. each flange, each pile)

**WELDED PLATE FIELD SPLICE**

Designation	F	F <sub>t</sub>	F <sub>w</sub>	W	W <sub>t</sub>	W <sub>w</sub>
HP 14x117	12 1/2"	1"	7/8"	7 3/4"	5/8"	1/2"
x102	12 1/2"	7/8"	3/4"	7 3/4"	5/8"	1/2"
x89	12 1/2"	3/4"	1 1/16"	7 3/4"	5/8"	1/2"
x73	12 1/2"	5/8"	9/16"	7 3/4"	5/8"	1/2"
HP 12x84	10"	7/8"	1 1/16"	6 1/2"	5/8"	1/2"
x74	10"	7/8"	1 1/16"	6 1/2"	5/8"	1/2"
x63	10"	5/8"	1/2"	6 1/2"	1/2"	3/8"
x53	10"	5/8"	1/2"	6 1/2"	1/2"	3/8"
HP 10x57	8"	3/4"	9/16"	5 1/4"	1/2"	3/8"
x42	8"	5/8"	9/16"	5 1/4"	1/2"	3/8"
HP 8x36	7"	5/8"	7/16"	4 1/4"	1/2"	3/8"

Note:  
The steel H-piles shall be according to AASHTO M270 Grade 50.

I:\projects\60046629\m082-0322 & 0324 -figover\900\_cad\301\_drawing\76c76-master\_consolidated\structure\082-0322-sheet1.dwg



USER NAME =  
PLOT SCALE = 0.2" = 1' / IN.  
PLOT DATE = 6/27/2011

DESIGNED - DDB  
DRAWN - BRD  
CHECKED - LLV  
DATE - 07-01-11

REVISED -  
REVISED -  
REVISED -  
REVISED -

STATE OF ILLINOIS  
DEPARTMENT OF TRANSPORTATION

HP PILE DETAILS  
I-70E OVER I-55, CSX & KCS RAILROADS

SCALE: SHEET S-187 OF S-234 SHEETS STA. TO STA.

F.A.I. RTE.	SECTION	COUNTY	TOTAL SHEETS	SHEET NO.
70	82-1-B-2	ST. CLAIR	399	314
S.N. 082-0322 & S.N. 082-0324		CONTRACT NO. 76C76		
FED. ROAD DIST. NO.		ILLINOIS FED. AID PROJECT		