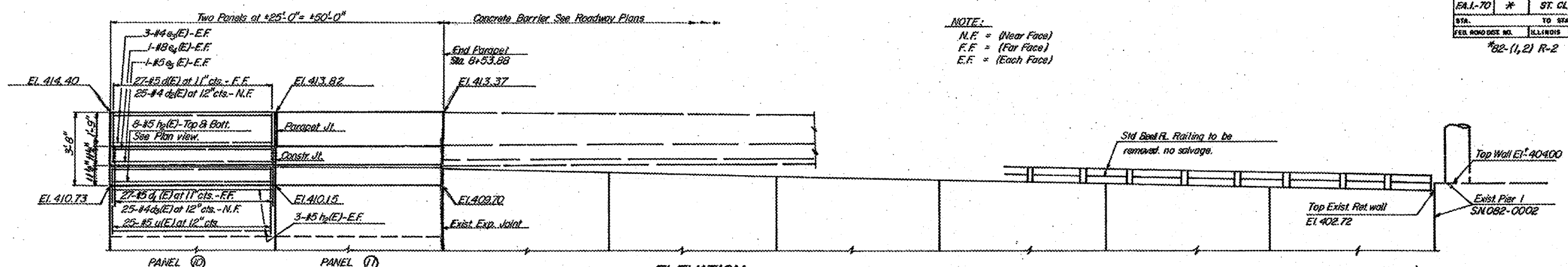
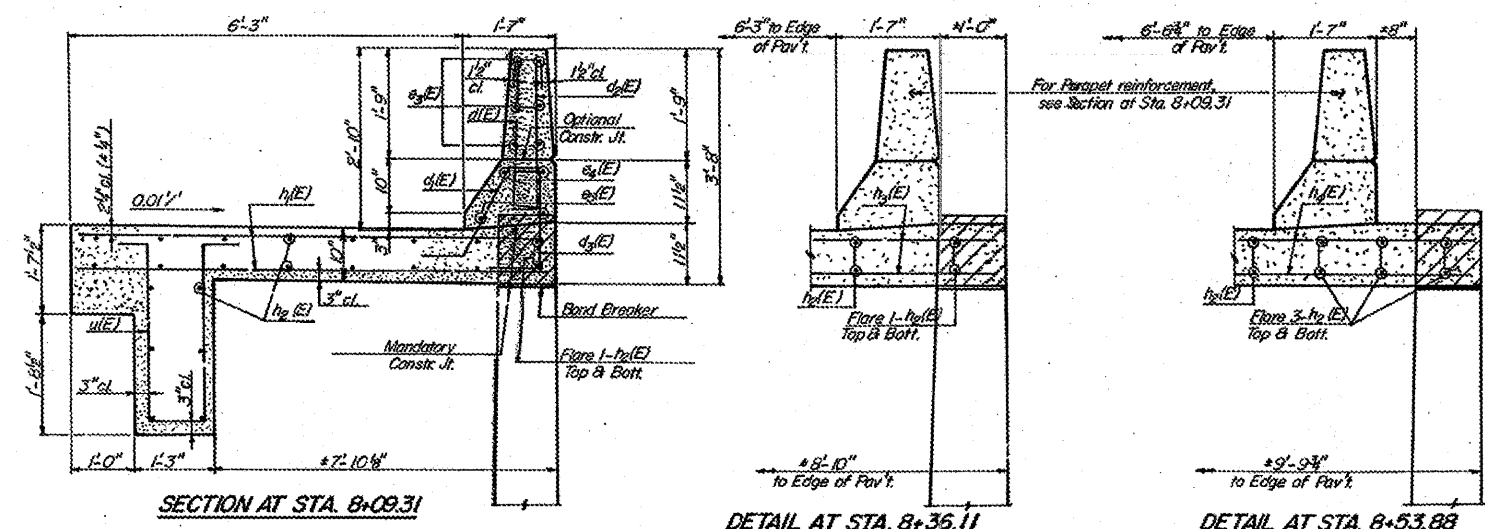
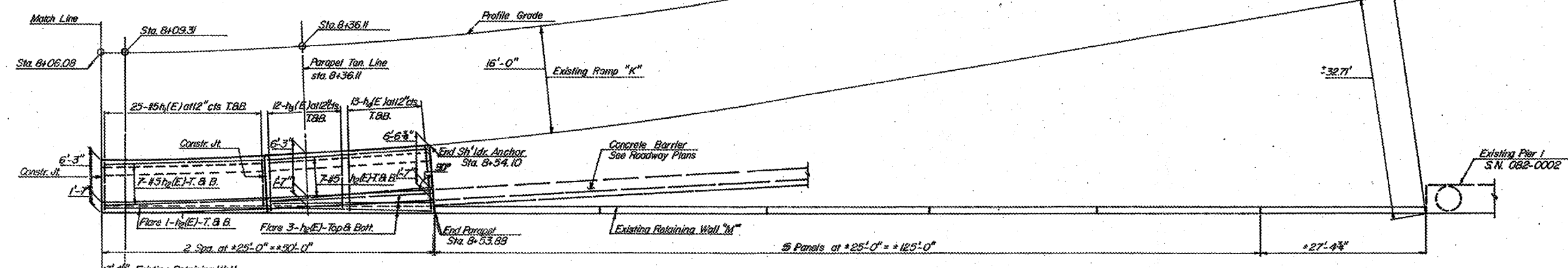


FOR INFORMATION ONLY

ROUTE NO.	SEC.	COUNTY	TOTAL SHEETS	SHEET NO.
EA.1-70	#	ST. CLAIR	163	133
STA.	TO STA.			
FED. ROAD DIST. NO.	ILLINOIS PROJECT			
		*82-(1,2) R-2 Sh. #3 of 3.		



NOTE: Parapet and Shoulder Slab reinforcement in Panel (1) is same as in Panel (0), except as shown.



BILL OF MATERIAL					
STA. 8+06.08		TO			STA. 10+01.00
Bar	No.	Size	Length	Shape	
d(E)	54	#5	3'-0"	L	
d(E)	54	#5	2'-7"	L	
d(E)	50	#4	3'-0"	L	
d(E)	50	#4	2'-1"	L	
a(E)	12	#4	24'-9"		
e(E)	4	#8	24'-9"		
e(E)	4	#5	24'-9"		
h(E)	50	#5	7'-7"		
h(E)	48	#5	24'-9"		
h(E)	24	#5	8'-0"		
h(E)	26	#5	8'-9"		
u(E)	30	#5	7'-7"	LF	
Class X Concrete		Cu. Yds.	24.4		
Reinf. Bars Epoxy Coated		Lbs.	3,550		
Concrete Removal		Cu. Yds.	1.7		
Protective Coat		Sq. Yds.	53.2		
Handrail Removal		Lin. Ft.	202.8		
Earth Excavation		Cu. Yds.	5.7		
Expansion Bolts		3/4" x 12"	33		

Bars designated (E) shall be epoxy coated.

- NOTES:
- Bars designated (E) shall be epoxy coated.
 - For reinforcing bar details, see Sheet #2.
 - Notes on Sheet #2 pertaining to Panels (3) thru (5), are applicable to Panels (0) and (1).
 - From Sta. 8+53.88 to the joint of existing Pier 1 of S.N. 082-0002, only the existing metal handrail shall be removed, including the existing base plates. Anchor bolts shall be cut or burned off flush. Cost included in item "Handrail Removal".

SHOULDER & PARAPET DETAILS
 STA. 8+06.08 to STA. 10+01.00

FAI Route 70
 SECTION 82-(1,2) R-2
 STA. 5+80 to STA. 10+01
 ST. CLAIR COUNTY

SANDOVAL ENGINEERS, INC.