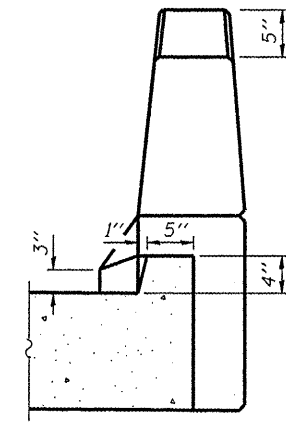
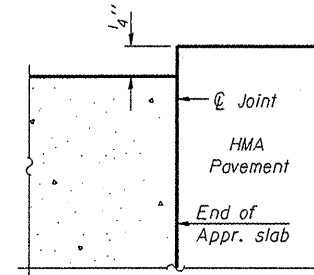
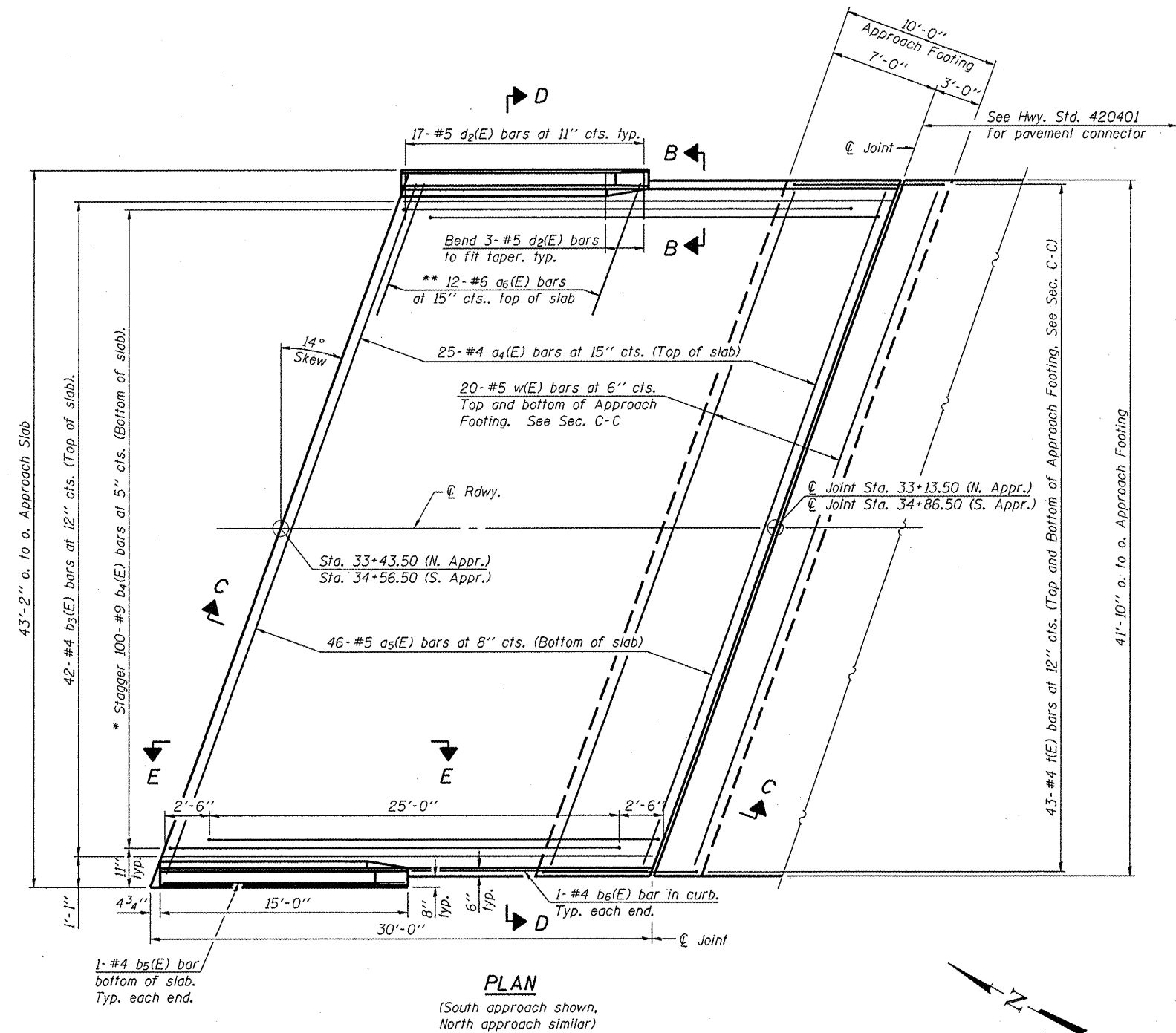


STATE OF ILLINOIS
DEPARTMENT OF TRANSPORTATION

Notes:
See sheet 11 of 22 for Sections C-C & D-D and View E-E.
a₄(E) and a₅(E) bar spacings measured parallel to ϕ Rdwy.



* Tilt #9 b₄(E) bars as required to maintain clearance.
** Alternate with a₄(E) bars, typ. each parapet.

DESIGNED - JAE
CHECKED - BAS
DRAWN - SGM
CHECKED - BAS



(Sheet 1 of 2)
BRIDGE APPROACH SLAB DETAILS
STRUCTURE NO. 090-3244

SHEET NO. 10 22 SHEETS	T.R.	SECTION	COUNTY	TOTAL SHEETS	SHEET NO.
	156	06-07109-00-BR	TAZEWELL	53	30
			CONTRACT NO. 89472		
FED. ROAD DIST. NO. _ ILLINOIS FED. AID PROJECT					