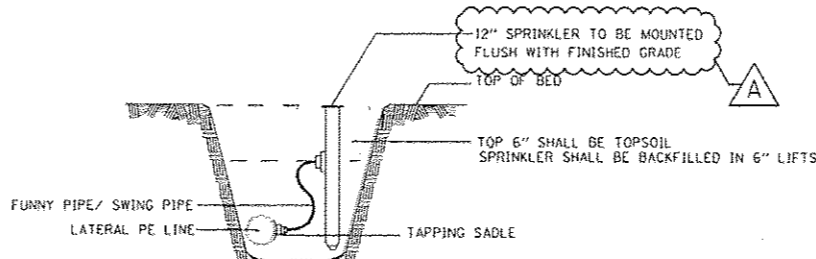
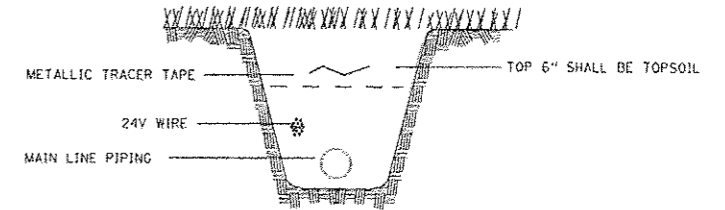


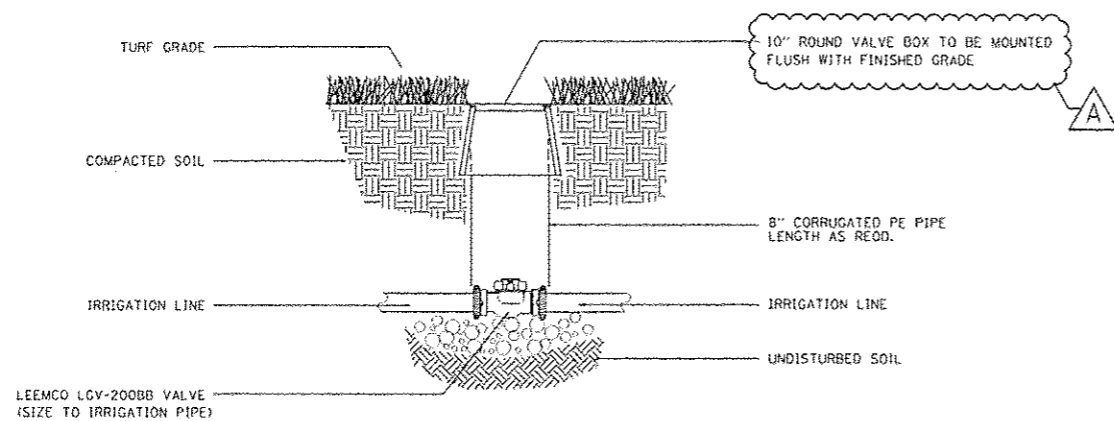
**1 4" SPRAY HEAD- TURF**  
NO SCALE



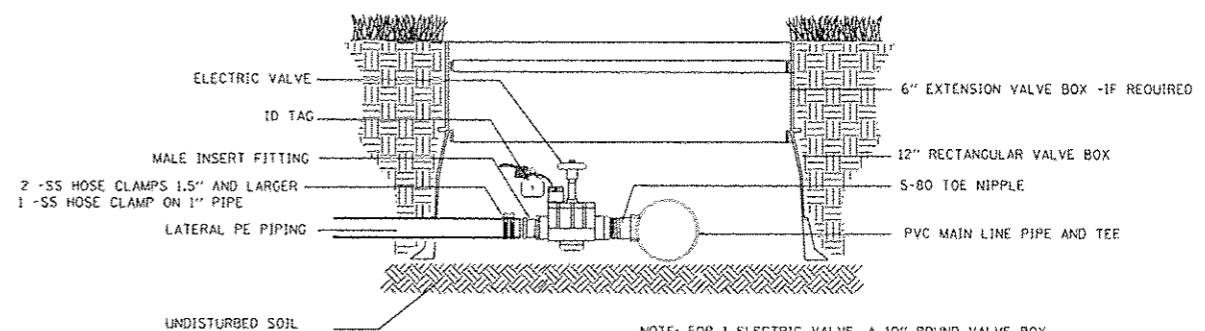
**2 12" SPRAY HEAD- PLANTINGS**  
NO SCALE



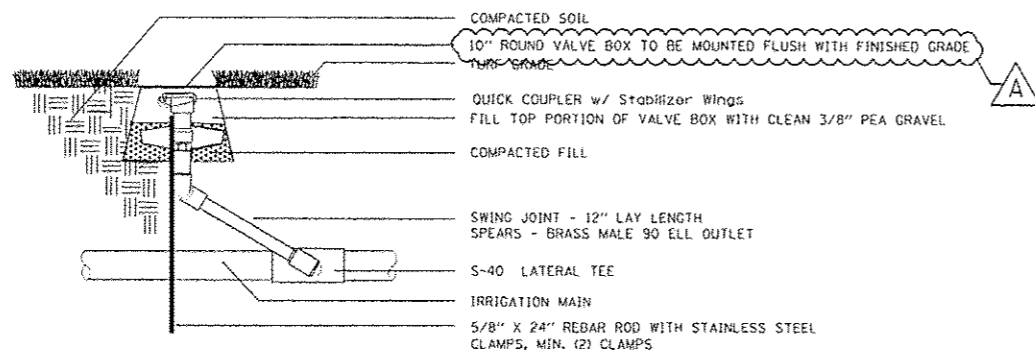
**3 WIRE TRENCH**  
NO SCALE



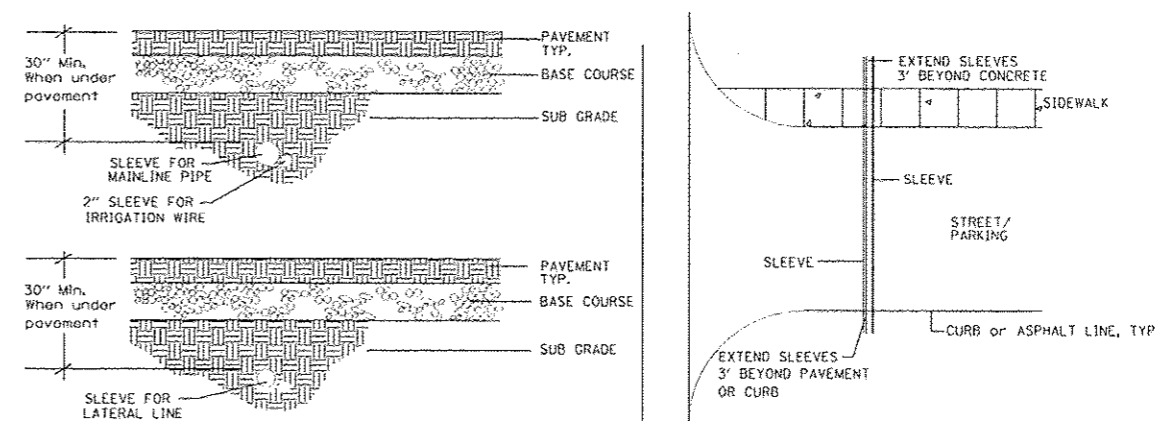
**4 ISOLATION VALVE 3" and SMALLER**  
NO SCALE



**5 ELECTRIC VALVE - PE PIPE**  
NO SCALE



**6 QUICK COUPLER VALVE**  
NO SCALE



**7 SLEEVING**  
NO SCALE

FILE PATH: p:\385234\p\1\desig\line\loc\1\state\60x62\Documents\01\_America\TranSystems\Illinois\60x62\Roadway\Sheet\60x62\Contract\1\I6062-Sht-IRRIGATION-DET-02.dgn



DWG# 62-Sht-IRRIGATION-DET-02.dgn	DESIGNED - JLV	REVISED - A 10/15/2014
USER NAME - BAW	DRAWN - BAW	REVISED -
PLOT SCALE = 48,000 / 1" = 1'	CHECKED - JWC	REVISED -
PLOT DATE = 10/15/2014	DATE - 8/20/2014	REVISED -

STATE OF ILLINOIS  
DEPARTMENT OF TRANSPORTATION

IRRIGATION DETAILS

SCALE: NONE SHEET 1 OF 1 SHEETS STA. TO STA.

F.A.I. RTE.	SECTION	COUNTY	TOTAL SHEETS	SHEET NO.
90/94/290	2013-0741	COOK	58	38
CONTRACT NO. 60X62				
ILLINOIS FED. AID PROJECT				