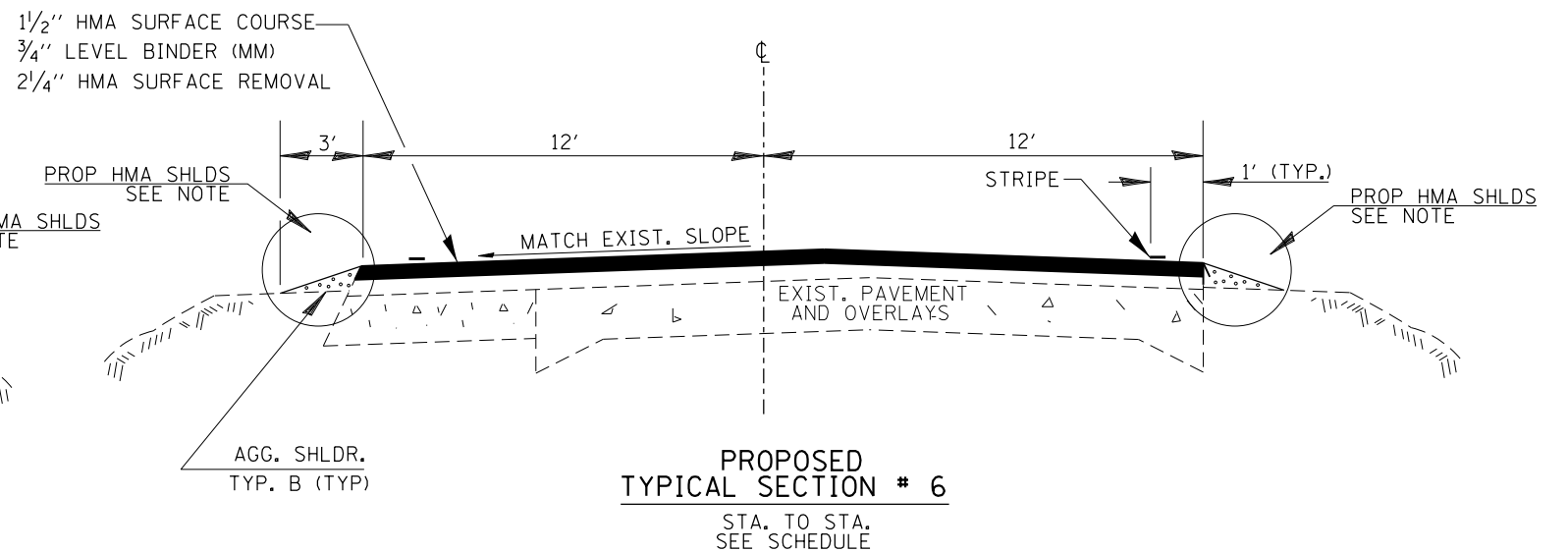
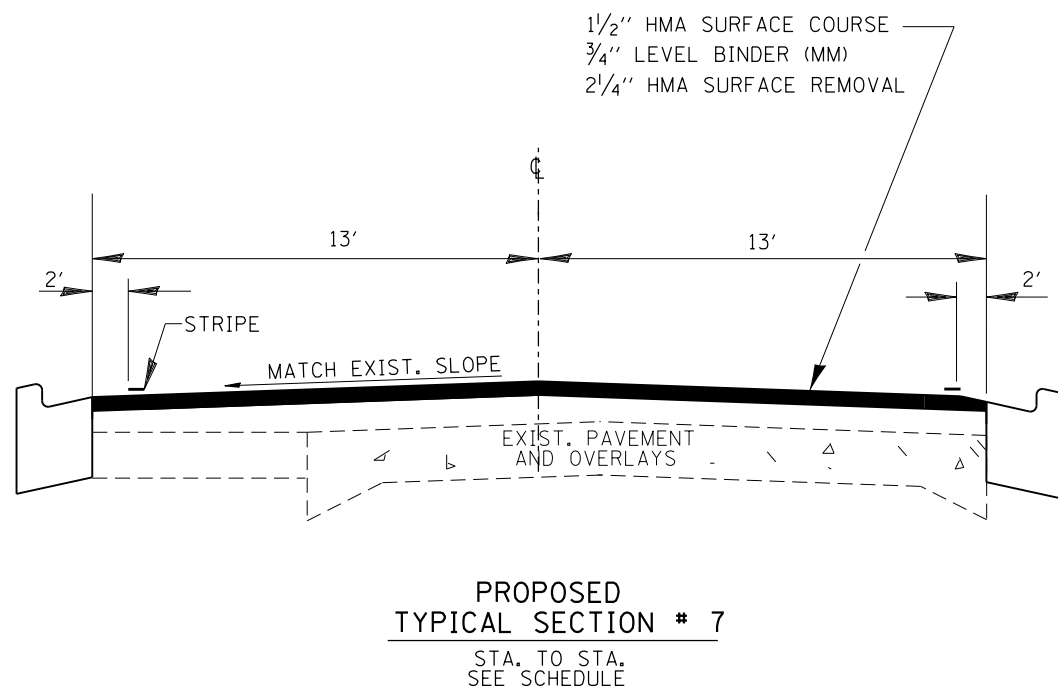


**PROPOSED  
TYPICAL SECTION # 5**  
STA. TO STA.  
SEE SCHEDULE

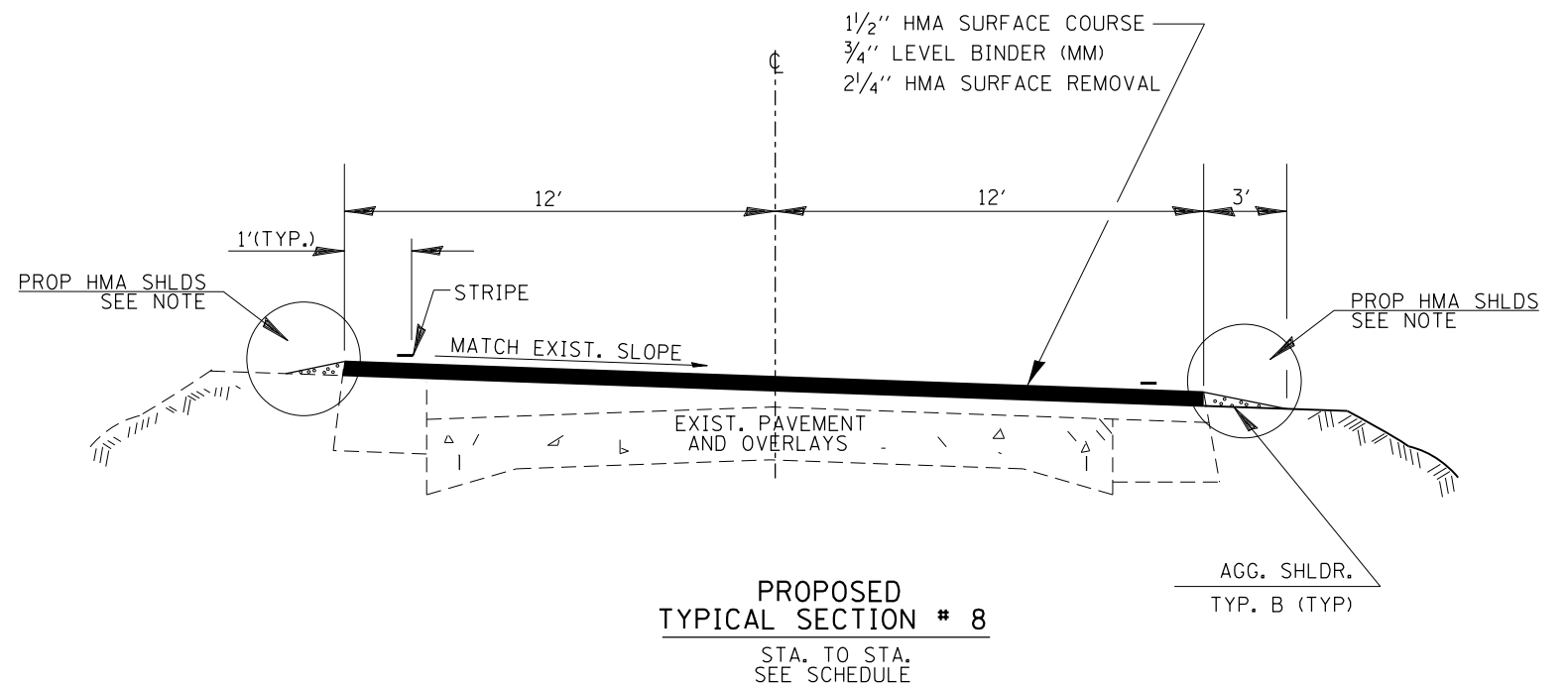


**PROPOSED  
TYPICAL SECTION # 6**  
STA. TO STA.  
SEE SCHEDULE

**NOTE:**  
HMA SAFETY SHOULDERS TO BE CONSTRUCTED AT THE WIDTHS AND AT THE APPROXIMATE LOCATIONS SHOWN ON THE SAFETY WORK SCHEDULE. EXACT LOCATIONS TO BE DETERMINED BY THE ENGINEER IN THE FIELD. 8" RUMBLE STRIPS WILL BE ADDED ON THIS PROJECT AT THE SAFETY SHOULDER LOCATIONS AND AS DIRECTED BY THE ENGINEER. STRIP REFLECTIVE CRACK CONTROL TO BE PLACED AT WIDENING JOINT. SEE HMA SHOULDER DETAIL.



**PROPOSED  
TYPICAL SECTION # 7**  
STA. TO STA.  
SEE SCHEDULE



**PROPOSED  
TYPICAL SECTION # 8**  
STA. TO STA.  
SEE SCHEDULE

FILE NAME =	USER NAME = duncanbd	DESIGNED -	REVISED -
et:\pw\work\p1dot\duncanbd\0288157\0368891-sht-typical.dgn		DRAWN -	REVISED -
		CHECKED -	REVISED -
		DATE -	REVISED -

**STATE OF ILLINOIS  
DEPARTMENT OF TRANSPORTATION**

**TYPICAL SECTIONS**

SCALE: SHEET 2 OF 4 SHEETS STA. TO STA.

F.A.P. RTE.	SECTION	COUNTY	TOTAL SHEETS	SHEET NO.
623	(G,H,O)RS-3	LAS-GRU	36	8
CONTRACT NO. 66B91				
ILLINOIS FED. AID PROJECT				