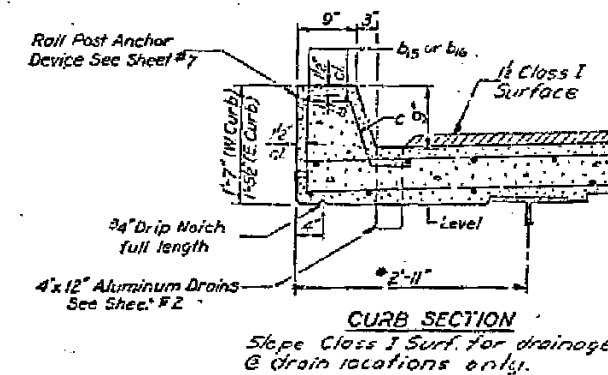
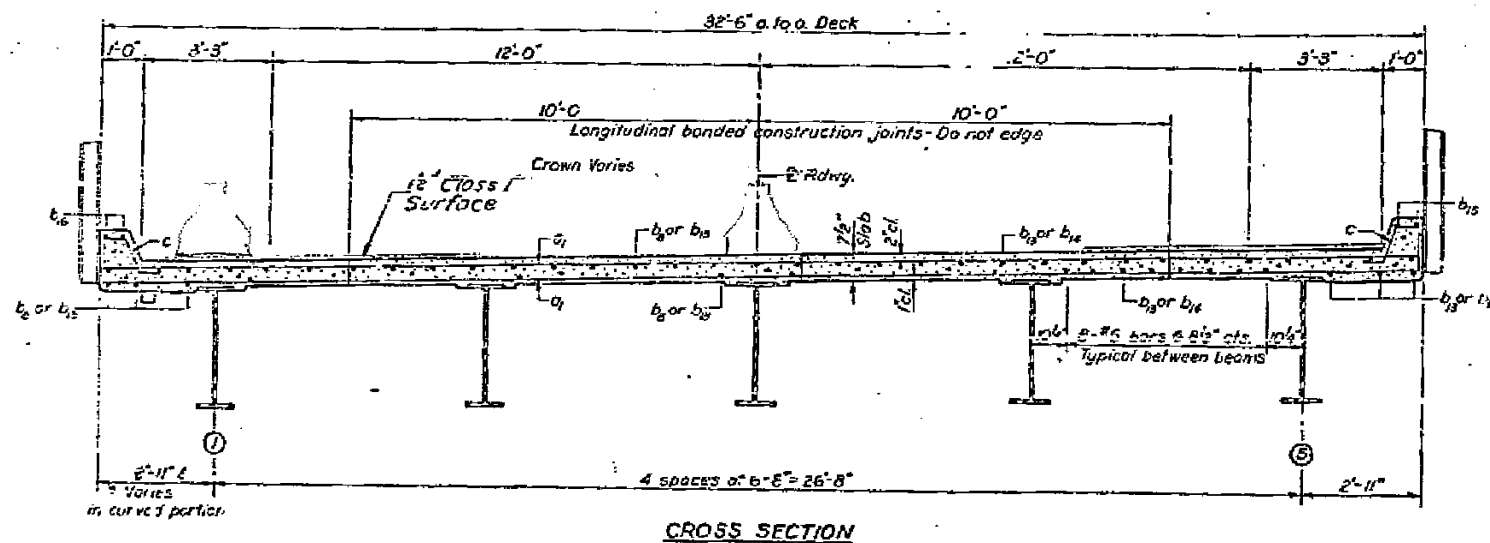
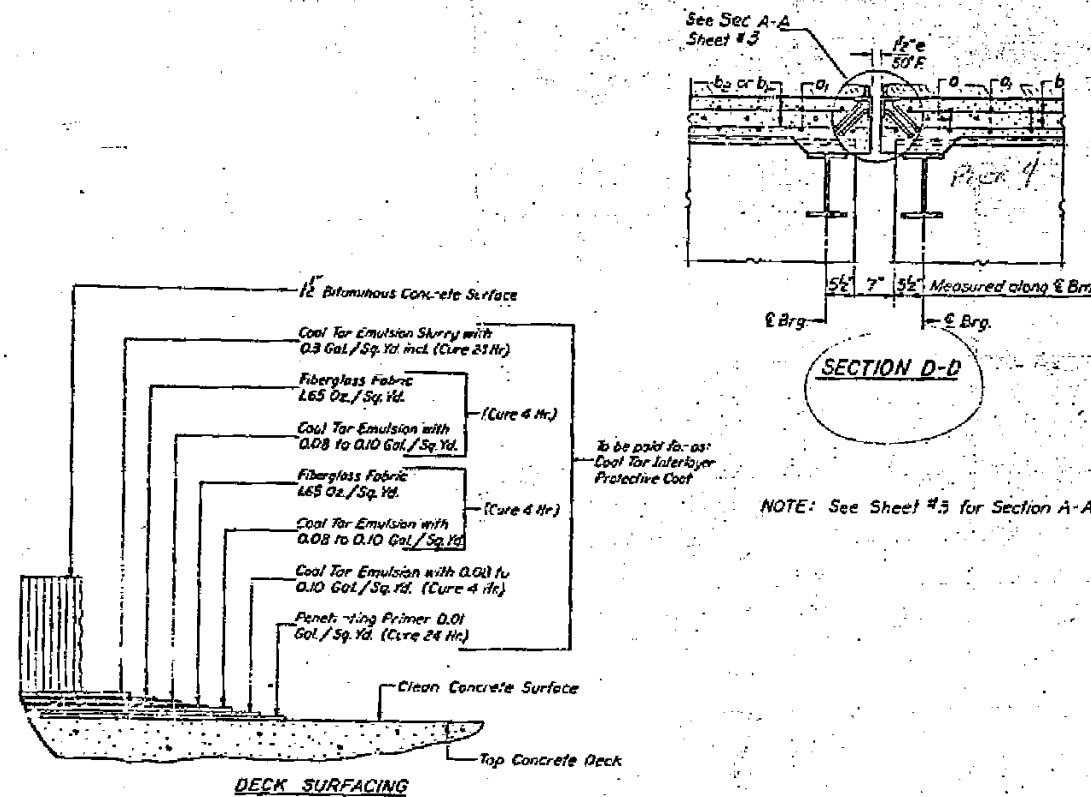
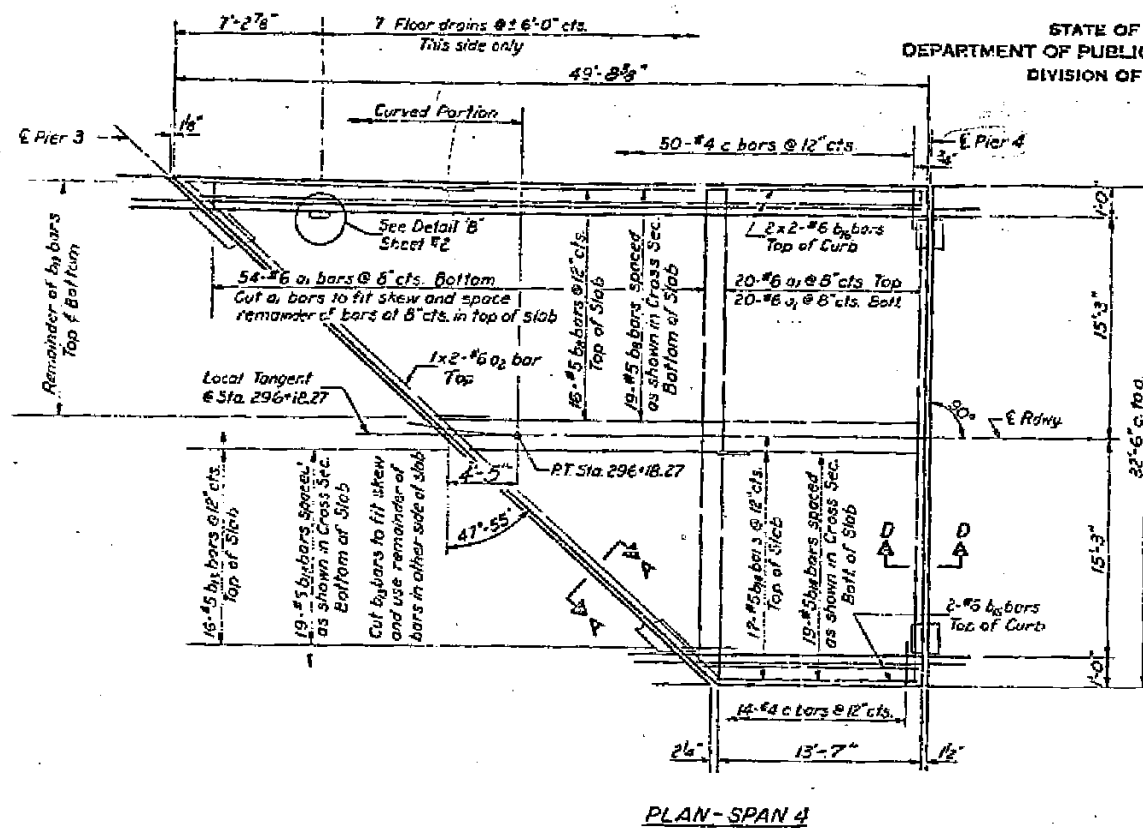


STATE OF ILLINOIS
DEPARTMENT OF PUBLIC WORKS & BUILDINGS
DIVISION OF HIGHWAYS

PROJECT NO.	SECTION	COUNTY	TOTAL SHEETS	SHEET NO.
125VBR	41	MARSHALL	100	4A



BILL OF MATERIAL

Bar	No.	Size	Length	Shape	
a1	94	#6	32'-3"		
a2	2	#6	26'-0"		
b1	35	#5	30'-9"		
b2	35	#5	22'-0"		
b3	36	#5	12'-9"		
b4	2	#6	12'-9"		
b5	4	#6	25'-3"		
c	64	#4	3'-1"	J	
Class X Concrete				Cu. Yds.	25.6
Reinforcement Bars				Lbs.	7360

AS REV. 6-1-71 W.H.
SPAN 4
SUPERSTRUCTURE
S.B.I. RT. 89 SEC. 125 VBR
MARSHALL COUNTY
STA. 295+98.76

DESIGNED	<i>J. L. Krueger</i>	EXAMINED	<i>[Signature]</i>
CHECKED	<i>[Signature]</i>	PASSED	
DRAWN	<i>J. L. Krueger</i>	APPROVED	
CHECKED	<i>L. F.</i>		

* 2'-11" min. @ 3'-0" @ E Brg. Pier 3

FILE NAME =	USER NAME = jdeen	DESIGNED -	REVISED -
v:\transportation\3013\cadd\sheet\06220086-68580-106-EXISTING PLANS.dgn		DRAWN -	REVISED -
PLOT SCALE = 20.0000 / / IN.		CHECKED -	REVISED -
PLOT DATE = 7/25/2013		DATE - JULY 24, 2013	REVISED -

STATE OF ILLINOIS
DEPARTMENT OF TRANSPORTATION

EXISTING STRUCTURE PLANS
FOR INFORMATION ONLY

SCALE: SHEET NO. 13 OF 27 SHEETS STA. TO STA.

F.A.P. RTE.	SECTION	COUNTY	TOTAL SHEETS	SHEET NO.
698	(125VBR)BR	MARSHALL	148	100
CONTRACT NO. 68580			FED. ROAD DIST. NO. ILLINOIS FED. AID PROJECT	