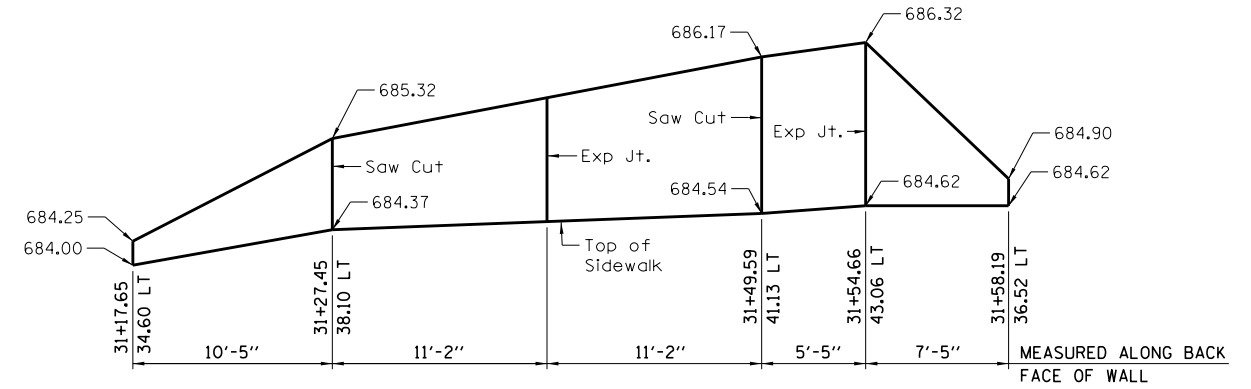


CONCRETE CURB WALL

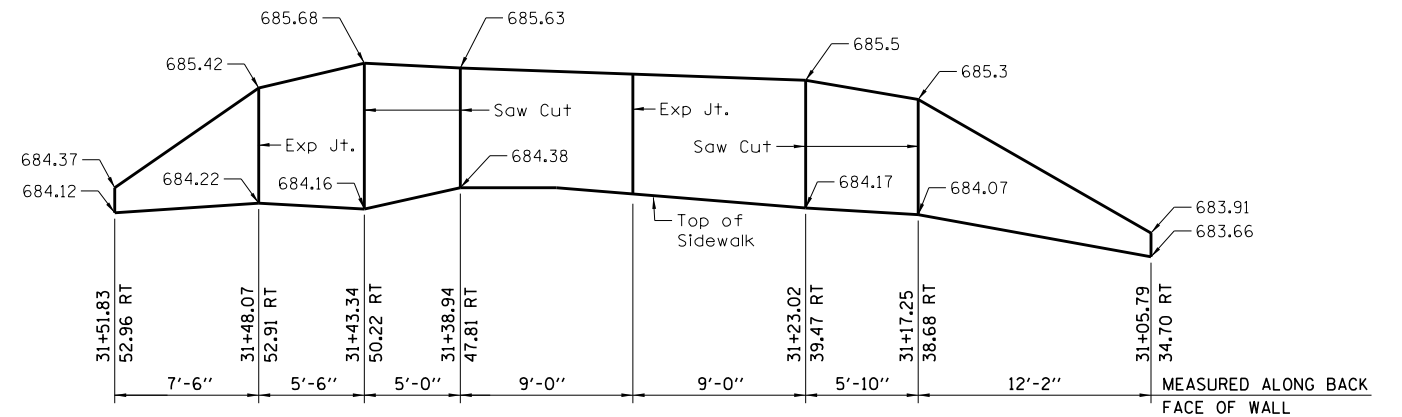
NOT TO SCALE

1. REINFORCING BARS SHALL BE EPOXY COATED AND SHALL BE FURNISHED IN CONFORMANCE WITH SECTION 508. COST TO FURNISH AND PLACE REINFORCING BARS SHALL BE INCLUDED IN THE CONTRACT UNIT PRICE PER SQUARE FOOT OF PORTLAND CEMENT CONCRETE SIDEWALK 5 INCH, SPECIAL.
2. THE CURB WALL AND SIDEWALK PORTIONS OF PCC SIDEWALK 5 INCH SPECIAL SHALL BE CONSTRUCTED IN ACCORDANCE WITH SECTION 503 (FOR WALL AND REINFORCING BAR PLACEMENT) AND SECTION 424 FOR THE SIDEWALK SLAB PORTION.
3. EXPANSION JOINTS CONSISTING OF 1/2" PJF SHALL BE USED ON THE WALLS AT THE DESIGNATED LOCATIONS ON WALL ELEVATION DETAILS. LONGITUDINAL REINFORCEMENT BARS SHALL STOP 2" PRIOR TO THE EXPANSION JOINTS.
4. CURB WALLS SHALL BE SAW CUT AT A MINIMUM DEPTH OF 1" AT THE DESIGNATION LOCATIONS ON WALL ELEVATION DETAILS.



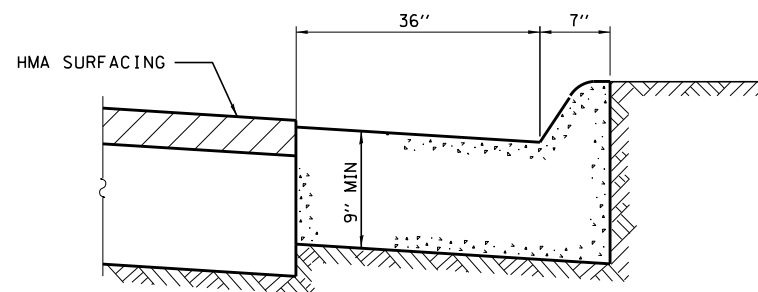
CURB WALL ELEVATION

(VICKI DR. - NW QUADRANT)



CURB WALL ELEVATION

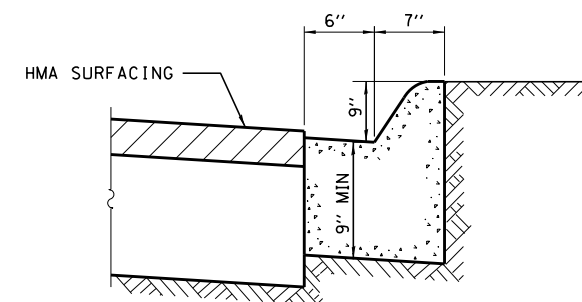
(VICKI DR. - SW QUADRANT)



COMBINATION CONCRETE CURB AND GUTTER, TYPE B (SPECIAL)

NOT TO SCALE

1. CURB AND GUTTER SHALL CONFORM TO HIGHWAY STANDARD 606001 EXCEPT AS NOTED ABOVE.



COMBINATION CONCRETE CURB AND GUTTER, TYPE B-9.06 (SPECIAL)

NOT TO SCALE

1. CURB AND GUTTER SHALL CONFORM TO HIGHWAY STANDARD 606001 EXCEPT AS NOTED ABOVE.

FILE NAME =	USER NAME = jbuening	DESIGNED - CAS	REVISED -
I:\DOT\6008 - 07 Var Var\Work Order 3	IL 121 Resurfacing\CADD\Civil\0774624-sht-draw	DRAWN - DLB	REVISED -
Default	PLOT SCALE = 48.0000' / in.	CHECKED - JMB	REVISED -
	PLOT DATE = 8/20/2014	DATE - 8/13/14	REVISED -

STATE OF ILLINOIS
DEPARTMENT OF TRANSPORTATION

CONC. CURB WALL & COMB. CONCRETE CURB AND GUTTER (SP) DETAILS
FAP 320 (IL 121/L 48)

SCALE: SHEET OF SHEETS STA. TO STA.

F.A.P. RTE.	SECTION	COUNTY	TOTAL SHEETS	SHEET NO.
320	(126X)RS-2,135RS-1	MACON	119	113
CONTRACT NO. 74624				
ILLINOIS FED. AID PROJECT				