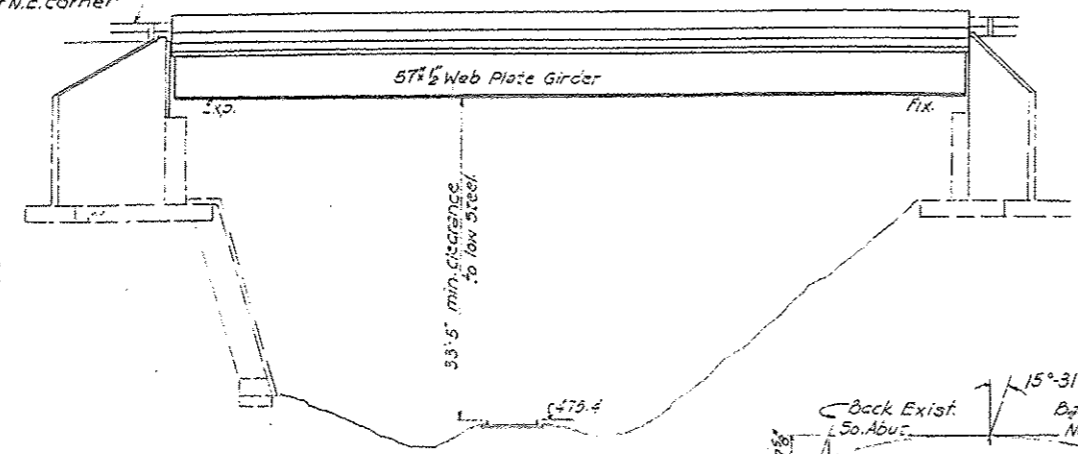


STATE OF ILLINOIS
DEPARTMENT OF TRANSPORTATION

DATE	PROJECT	ISSUED	BY	NO.	SHEET NO. /
11/16/14	74699	EDWARDS	19	10	14 SHEETS

bench mark: Spike in base of 30' oak tree 47' left of Station 1228+31 Elev 516.34
Struct. Built as S.B.I. Route 1 Section 7VB-NR5 Station 1232+89 in 1934 R.C. Deck
steel girders, R.C. closed abutments 31'6" out to out 28'3" Bk. to Bk. of abutments
Contractor shall remove existing superstructure and widen the west side
the existing substructure utilizing stage construction to maintain
office at all times. Structure No. 0240005

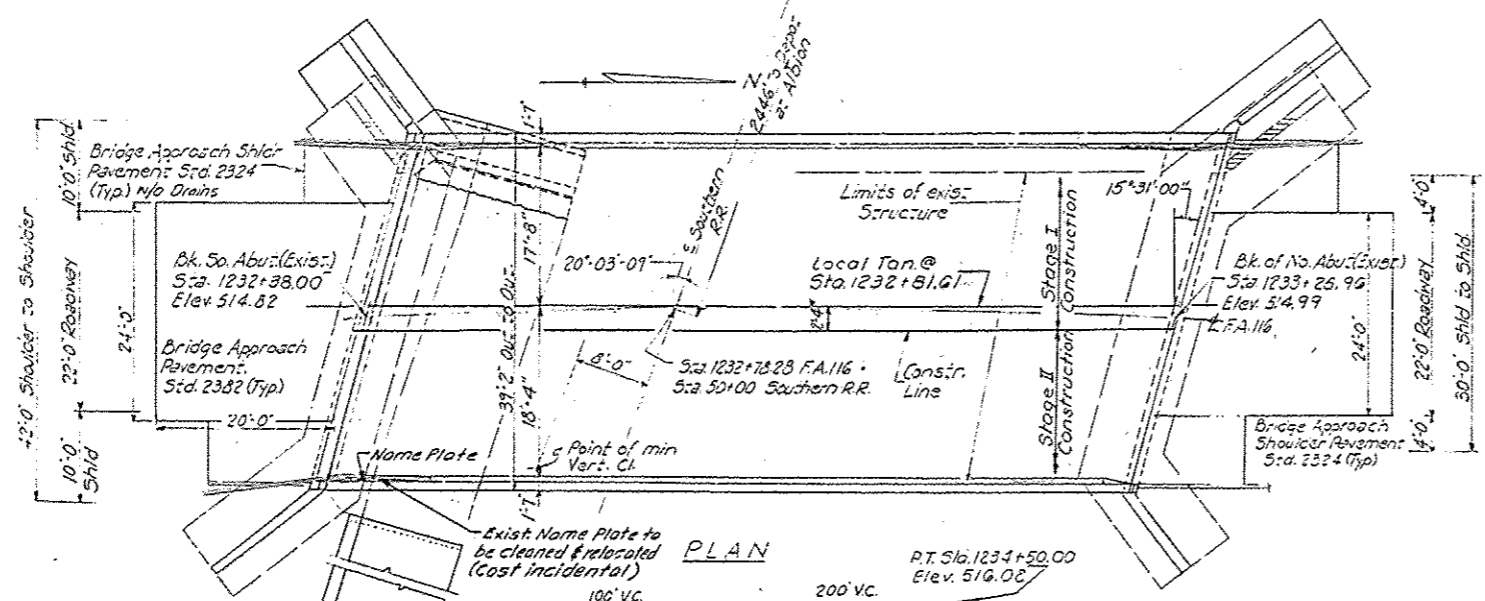
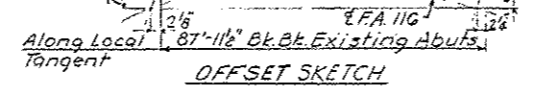
Metal Guardrail & Posts (Typ.)
except at N.E. corner



STATION 1232+78.28
BUILT 198 BY
STATE OF ILLINOIS
F.A. RTE. 116 SEC. 7VBR
PROJECT BR. 116 (31)
LOADING H520
STR. NO. 0240005

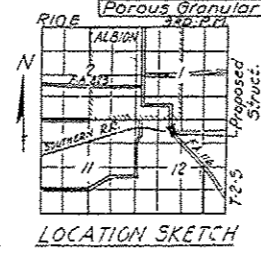
NAME PLATE
(See Std. 2113)

CURVE DATA
PI Sta. 1233+91.2
Δ 27°-40'-11"
D 3°-52"
T 364.94'
L 715.64'
R 1481.71'
E 44.28'
PC Sta. 1230+27.26
PT Sta. 1237+44.30
SE. 0.0227'



TOTAL BILL OF MATERIAL

Item	Unit	Super	Sub	Total
Expansion Bolts - 3/4" φ	Each		16	16
Removal of Existing Superstructures	Each	1		1
Concrete Removal	Cu. Yds		25.0	25.0
Structure Excavation	Cu. Yds		126	126
Class X Concrete	Cu. Yds	102.5	147.6	250.1
Stud Shear Connectors	Each	970		970
Structural Steel	L.Sums			1
Reinforcement Bars	Lbs.		17520	17520
Reinforcement Bars (Epoxy Coated)	Lbs.	27370		27370
Name Plates	Each			1
Preformed Joint Seal 4"	Lin. Ft	41		41
Elastomeric Bearing Assembly Type I	Each	5		5
Protective Coat	Sq. Yds	419		419
Porous Granular Embankment	Cu. Yds		50.5	50.5



DESIGN STRESSES
F_c = 3500 psi.
F_y = 60000 psi Reinf.
F_y = 50000 psi (M223 Gr. 50)
F_y = 36000 psi
Design Specifications 1971 AASHTO &
1978 thru 1983 of the Interim Specifications
Allow 25% Sp. Ft. for future wearing
SURFACE.
LOADING H5 20-44

GENERAL PLAN
F.A. ROUTE 116 OVER SOUTHERN R.R.
F.A. ROUTE 116 SECTION 7VBR
EDWARDS COUNTY
STATION 1232+78.28

DESIGNED: *[Signature]*
CHECKED: *[Signature]*
DRAWN: F.M.
CHECKED: *[Signature]*

PROFILE GRADE
Along E Roadway

Revised 5-16-84 11R

FILE NAME: c:\p\work\p\uidot\stefanek\d0403575\07	USER NAME: stefanek	DESIGNED: -	REVISED: -	STATE OF ILLINOIS DEPARTMENT OF TRANSPORTATION	PLAN STRUCTURE 024-0005	F.A.P. RTE.:	SECTION	COUNTY	TOTAL SHEETS	SHEET NO.
PLOT SCALE: 1/8" = 1'-0"	DATE: 8/5/2014	DRAWN: -	REVISED: -			116 D7 BRIDGE PAINTING 2015-3	EDWARDS	19	14	
		CHECKED: -	REVISED: -			CONTRACT NO. 74699				
		DATE: -	REVISED: -			ILLINOISIFIED AID PROJECT				
						SCALE: N/A	SHEET 10 OF 13 SHEETS STA. TO STA.			