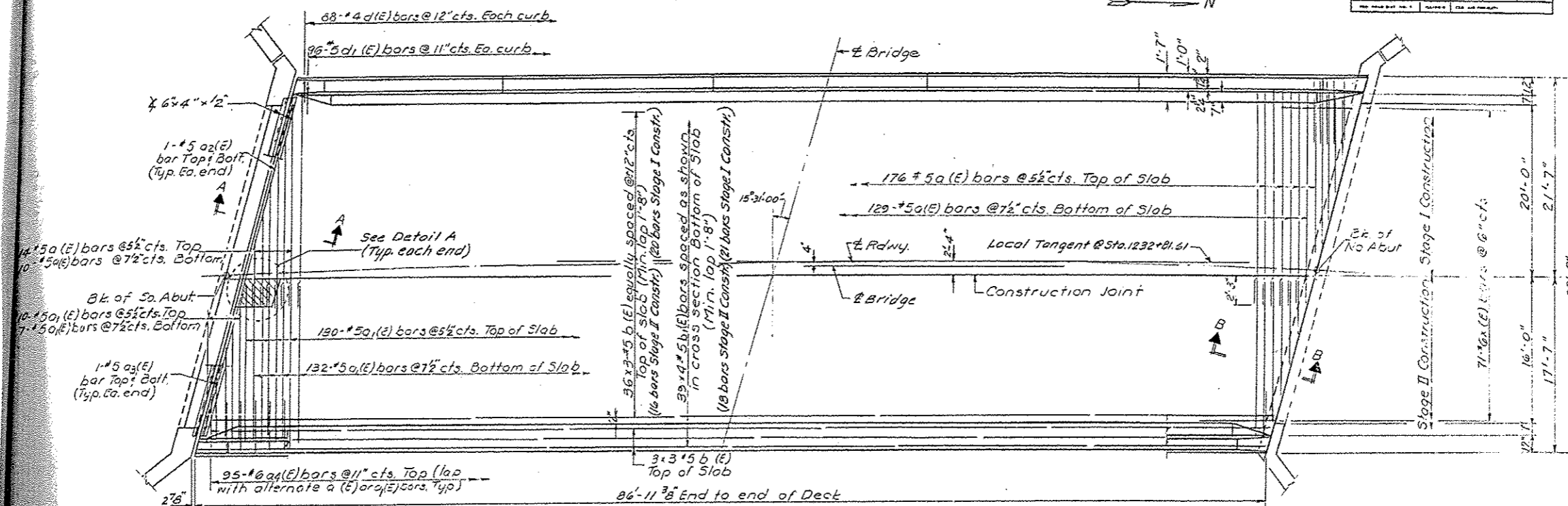
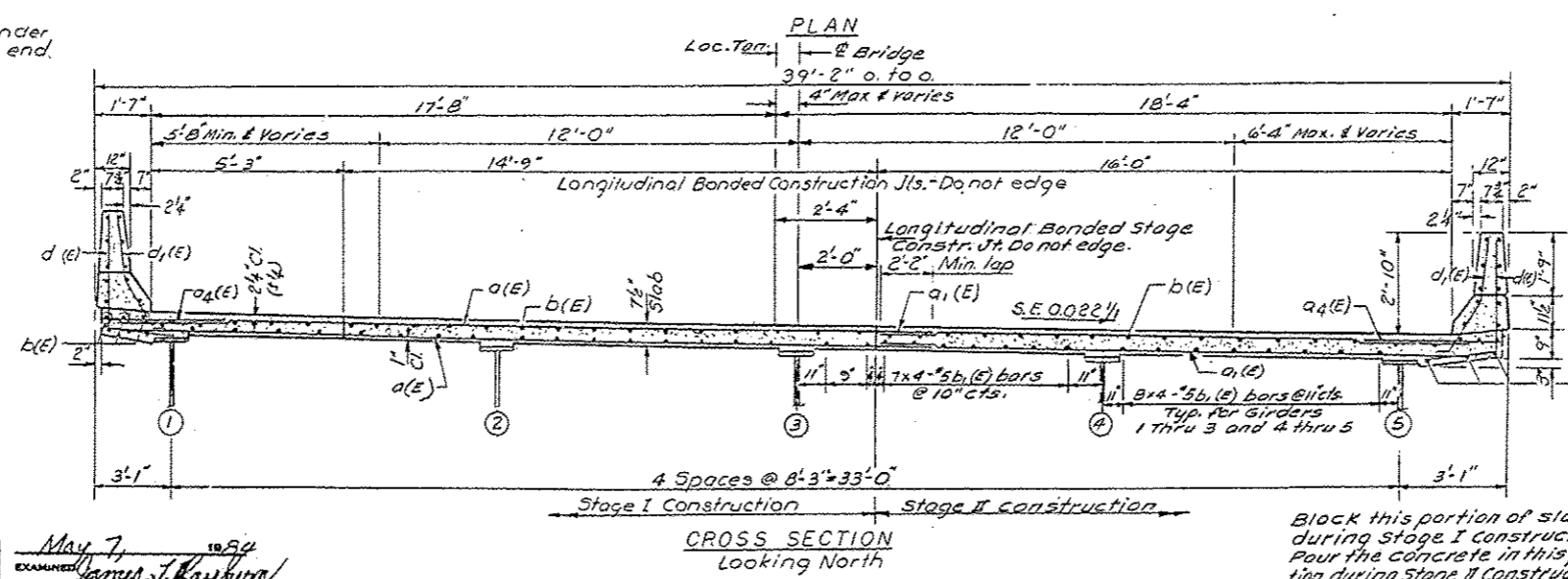


STATE OF ILLINOIS  
DEPARTMENT OF TRANSPORTATION

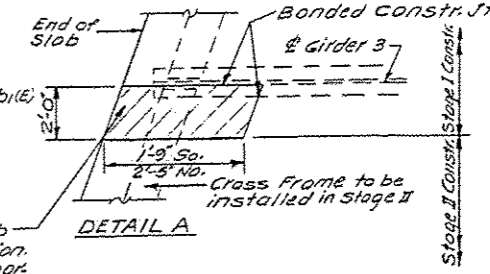
PROJECT NO.	SECTION	COUNTY	TOTAL SHEETS	SHEET NO.
F.A.R.T.E. 116	SEC 7 VBR	EDWARDS	19	10
SHEET NO. 5 14 SHEETS				



Use #5 #4 bars to fill skew. Use remainder of bars in opposite end.



Notes:  
See sheet #6 for Superstructure Details and Bill of Material.  
Reinforcement: bars designated (E) shall be epoxy coated.  
Bars indicated thus 3 x 2.5 etc. indicates 3 lines of bars with 2 length per line.  
See sheet #6 for Sections A-A and B-B.  
For Corner Details see sheet #6.



DESIGNED: *Thomas H. Winters*  
CHECKED: *James J. Karburn*  
DRAWN: *F.M.*  
CHECKED: *F.M.*  
EXAMINED: *James J. Karburn*  
DATE: *May 7, 1994*  
APPROVED: *Carl E. Thompson*  
DIRECTOR OF HIGHWAYS

SUPERSTRUCTURE  
F.A.R.T.E. 116 SEC 7 VBR  
EDWARDS COUNTY  
STA. 1232+78.28

FILE NAME:	USER NAME:	DESIGNED:	REVISED:	STATE OF ILLINOIS DEPARTMENT OF TRANSPORTATION	PLAN STRUCTURE 024-0005	F.A.P. R.T.E.	SECTION	COUNTY	TOTAL SHEETS	SHEET NO.
0:\p\work\p\uidat\steffanck\0403575.D	74699-shr\plan.dgn	74699-shr\plan.dgn	74699-shr\plan.dgn		SCALE: N/A	116 D7 BRIDGE PAINTING 2015-3	EDWARDS	19	19	16
Default	PLOT SCALE: 1/8" = 1'-0"	DATE:	DATE:		SHEET 12 OF 13 SHEETS	STA.			CONTRACT NO. 74699	
	PLOT DATE: 8/5/2014	DATE:	DATE:			TO STA.			ILLINOIS FED. AID PROJECT	