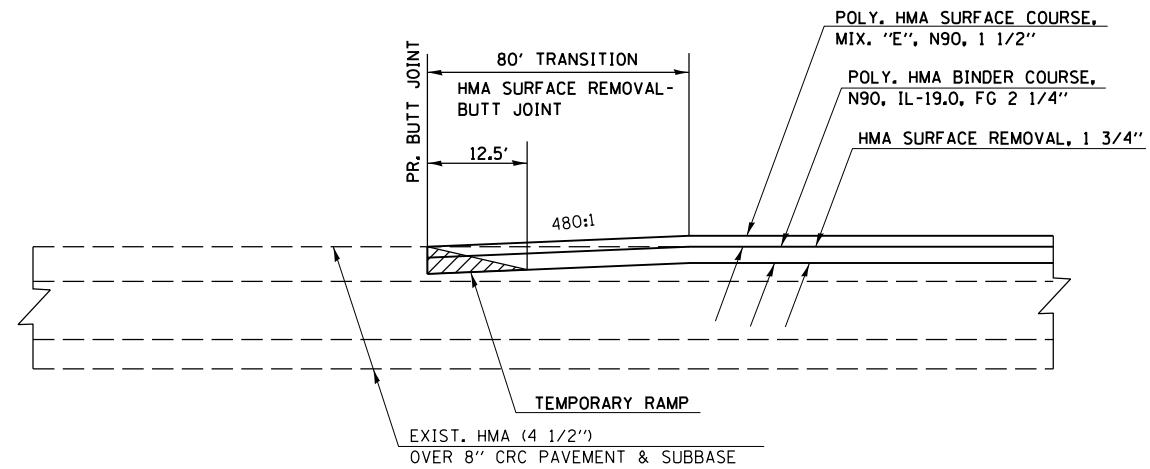
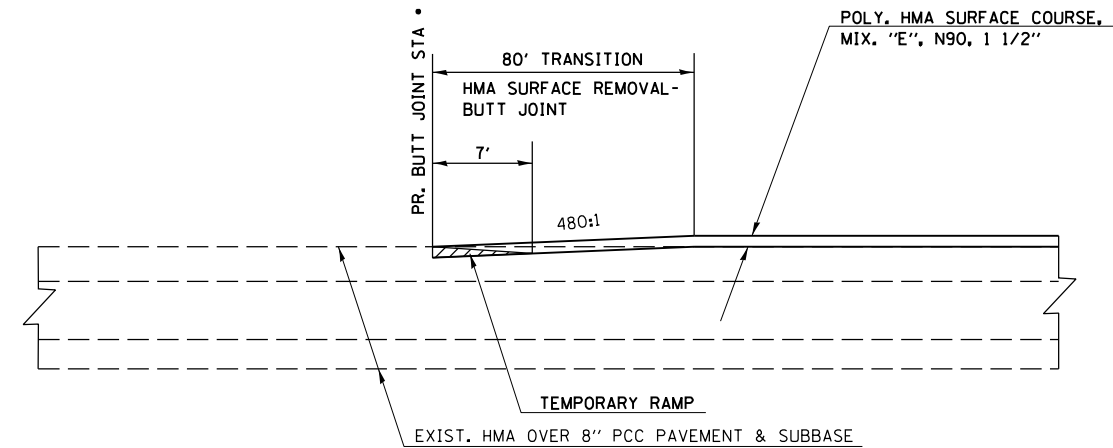


DETAIL FOR BUTT JOINTS AT  
BEGINNING AND ENDING OF PROJECT



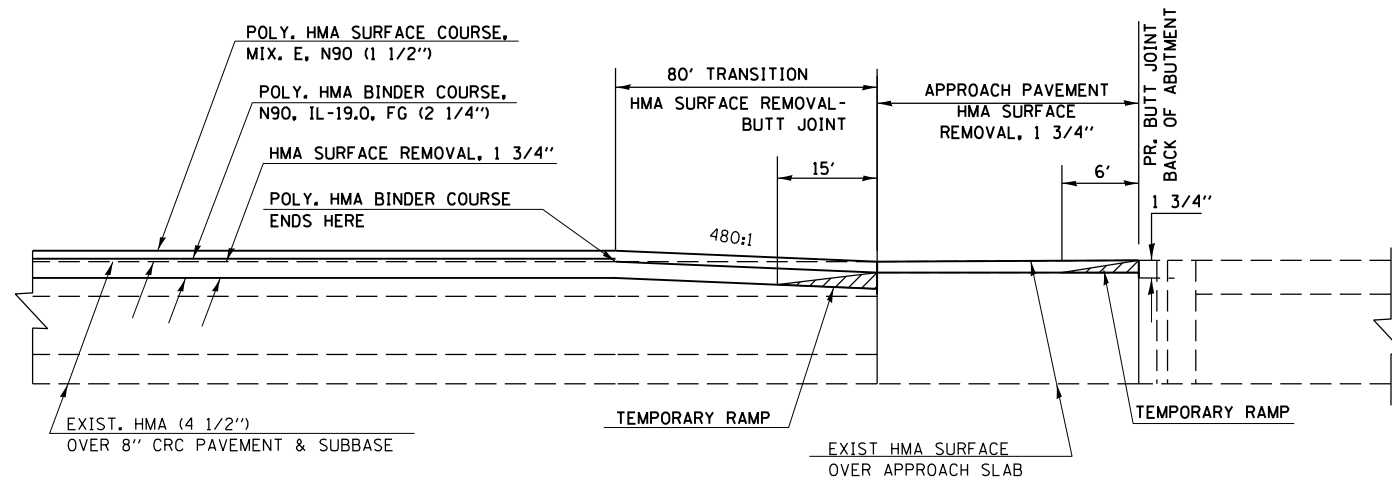
TO BE USED:  
STA 1105+21.80 TO STA 1106+01.80 (BEGINNING OF JOB)  
STA 1373+65.00 TO STA 1374+45.00 (END OF JOB)

DETAIL FOR BUTT JOINTS AT  
END OF RAMPS A, B, C, D



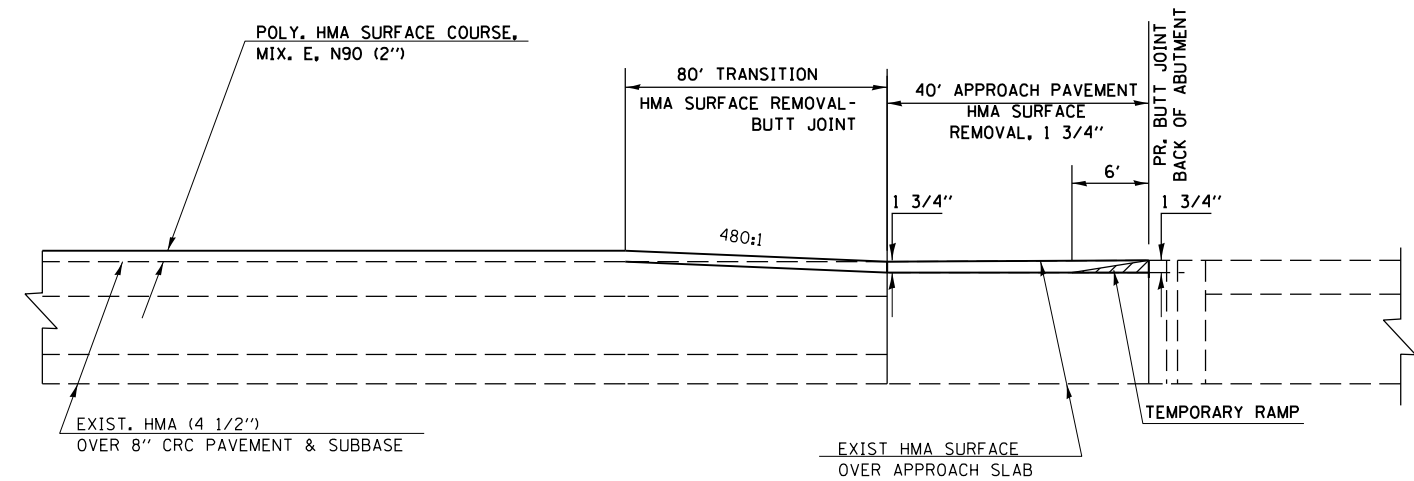
• TO BE USED:  
RAMP A STA 88+78.90  
RAMP B STA 263+84.70  
RAMP C STA 338+78.30  
RAMP D STA 427+74.70

DETAIL FOR BUTT JOINTS  
AT STRUCTURES (MAINLINE)



TO BE USED AT  
NORTHBOUND AND SOUTHBOUND APPROACHES:  
SN 041-0014 & SN 041-0015  
SN 041-0016 & SN 041-0017

DETAIL FOR BUTT JOINTS  
AT STRUCTURES (RAMPS)



TO BE USED AT  
NORTHBOUND AND SOUTHBOUND APPROACHES:  
SN 041-0014 & SN 041-0015  
SN 041-0016 & SN 041-0017

FILE NAME =	USER NAME = \$USER\$	DESIGNED -	REVISED -
ei:\pw\work\p1dot\rollavr\d0401961\78437	shite-cvr-soq-index.dgn	DRAWN -	REVISED -
\$MODELNAME\$	PLOT SCALE = 200.0000' / in.	CHECKED -	REVISED -
	PLOT DATE = 8/22/2014	DATE -	REVISED -

STATE OF ILLINOIS  
DEPARTMENT OF TRANSPORTATION

MEDIAN CROSSOVER &  
BUTT JOINT DETAILS

SCALE: SHEET OF SHEETS STA. TO STA.

F.A.I. RTE.	SECTION	COUNTY	TOTAL SHEETS	SHEET NO.
1-57	(41-4,41-4-1)RS-2	JEFFERSON	26	22
ILLINOIS FED. AID PROJECT			CONTRACT NO. 78437	