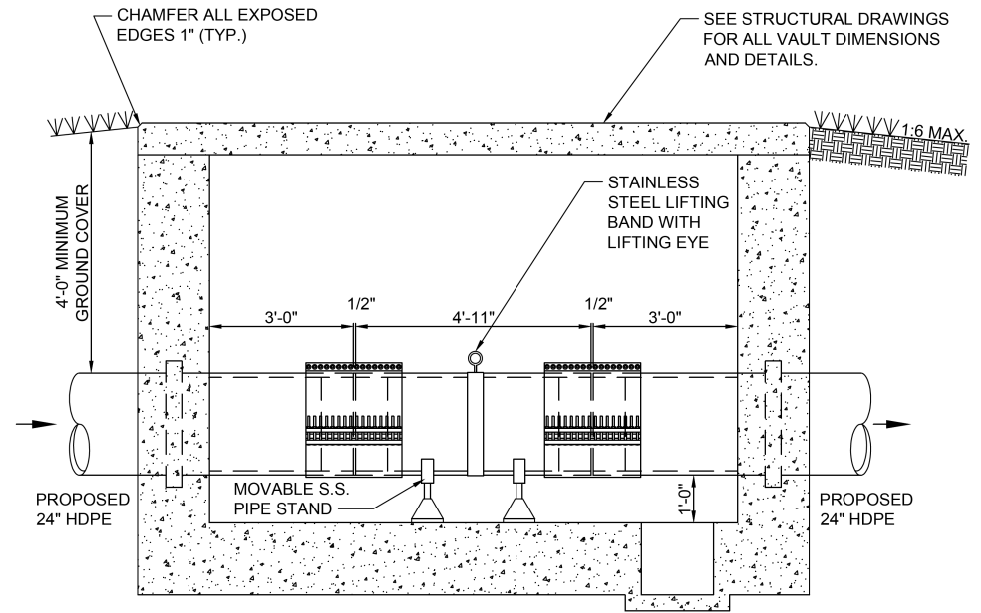


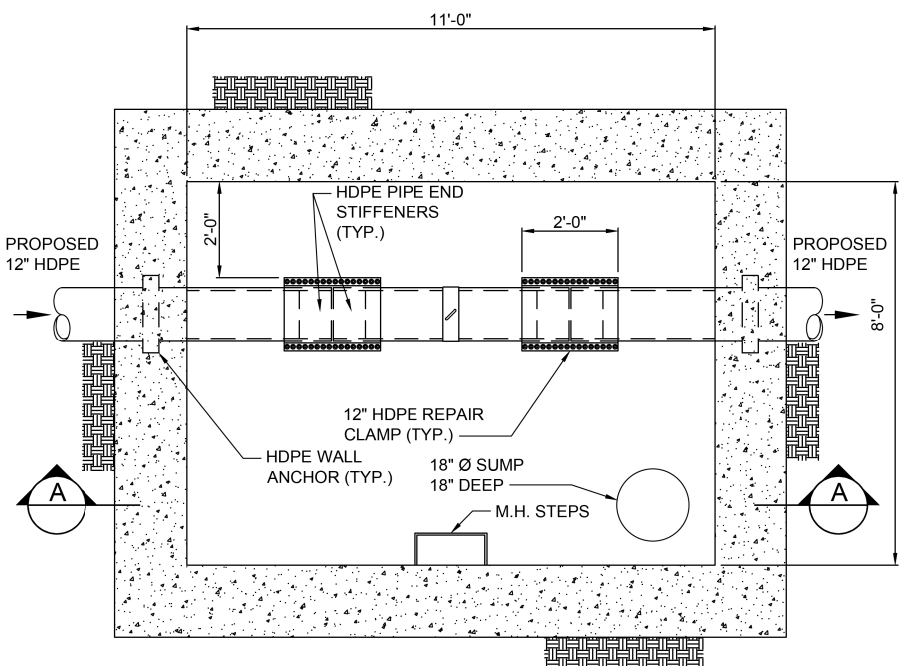
NOTE:
INSTALL 316L S.S.
STIFFENERS IN EACH
PLAIN END OF HDPE
PIPE (TYPICAL)

A SECTION
SCALE: 1/2"=1'-0"



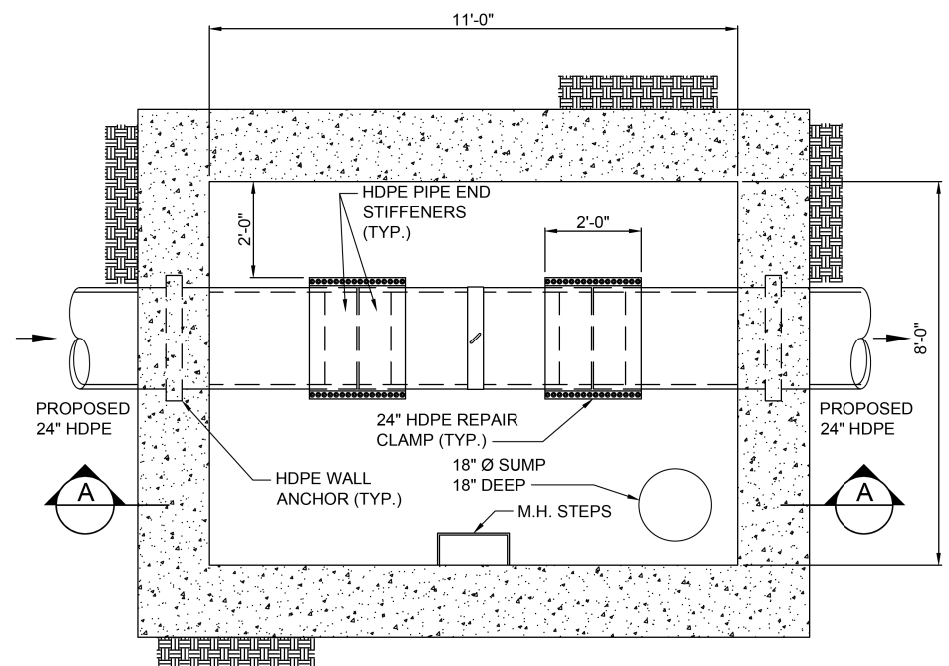
NOTE:
INSTALL 316L S.S.
STIFFENERS IN EACH
PLAIN END OF HDPE
PIPE (TYPICAL)

A SECTION
SCALE: 1/2"=1'-0"



12" CLEAN-OUT VAULT PLAN
SCALE: 1/2" = 1'-0"
LOCATION: C6

NOTE:
MANHOLE STEPS
(STD 602701) IN-LINE
WITH CENTER OF
FRAME AND LID



24" CLEAN-OUT VAULT PLAN
SCALE: 1/2" = 1'-0"
LOCATION: C8 - C18

NOTE:
MANHOLE STEPS
(STD 602701) IN-LINE
WITH CENTER OF
FRAME AND LID

FILE NAME = G:\115\115023\Work_Drwn_3_M0_Avg_P12\AC000_Sheets\0876699-ah-t-KL0_Mech.dgn