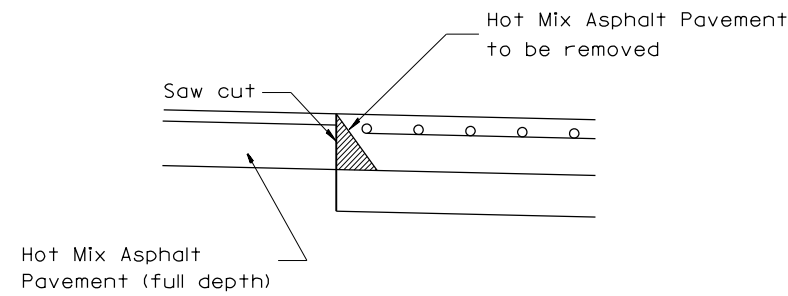
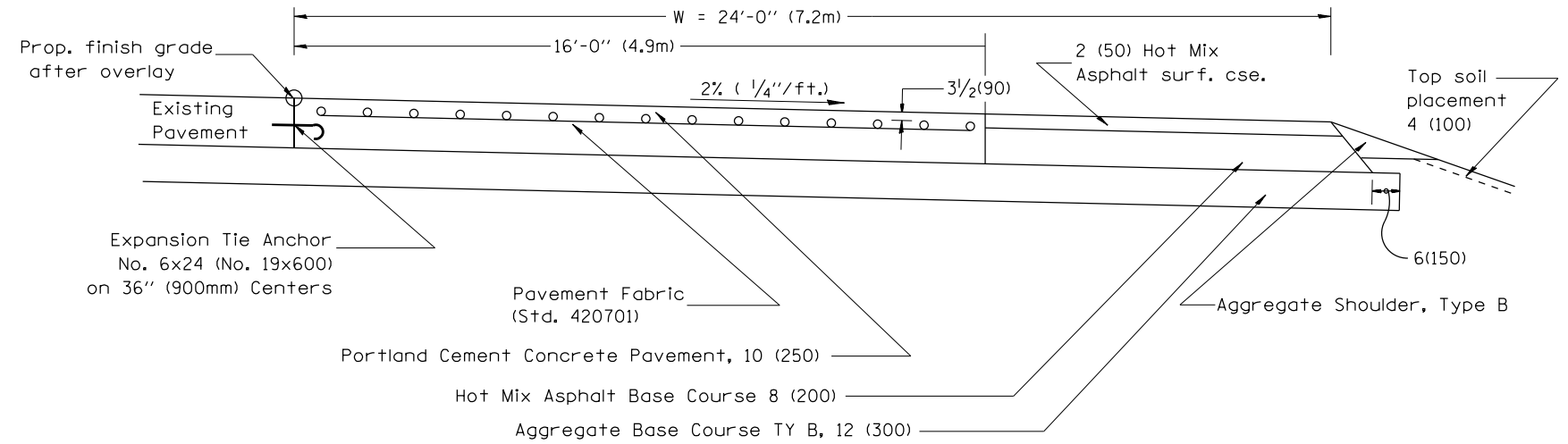


PLAN



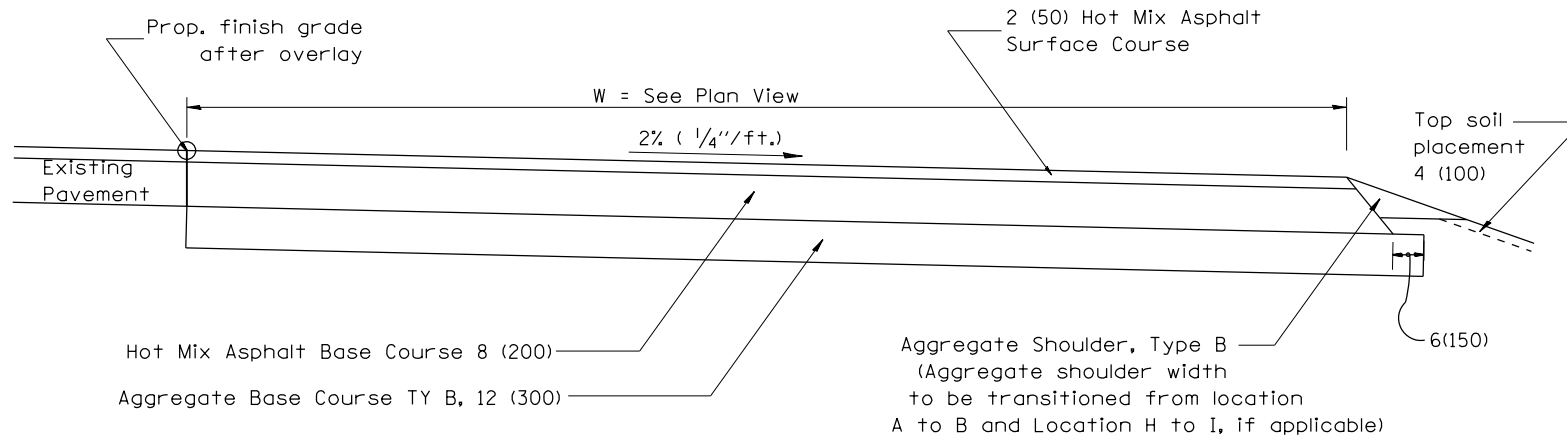
SPECIAL DETAIL

(Saw cut @ P.C.C. Pad, if applicable)



TYPICAL SECTION @ P.C.C. PAD

LOCATION D TO E



TYPICAL SECTION

LOCATION A TO D
LOCATION E TO I

GENERAL NOTES

1. The P.C.C. pavement shall be constructed without any joints.
2. The maximum longitudinal grade of P.C.C. pad shall be $\pm 2\%$.

DESIGNER NOTE:
1. INCLUDE STANDARD 420701 IN PLANS.

All dimensions are in inches (millimeters) unless otherwise noted.

01-01-97	RENUM. C-80.02, NEW REVISION BOX	T.P.
10-16-06	REVISED TO 2007 SPEC.	M.A.
01-31-18	REVISED EXPANSION TIE SIZE & SPACING	R.D.

STATE OF ILLINOIS
DEPARTMENT OF TRANSPORTATION

PORTABLE SCALE TURNOUT FOR WIDENING & RESURFACING
AND RESURFACING PROJECTS

NOT TO SCALE

CADD STD. 420201-D4

F.A. RTE.	SECTION	COUNTY	TOTAL SHEETS	SHEET NO.
CONTRACT NO.				
FED. ROAD DIST. NO. ILLINOIS FED. AID PROJECT				