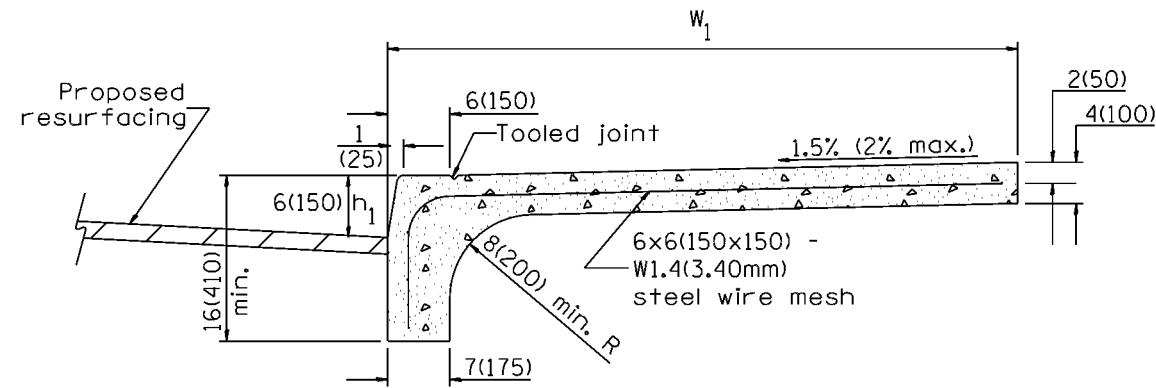
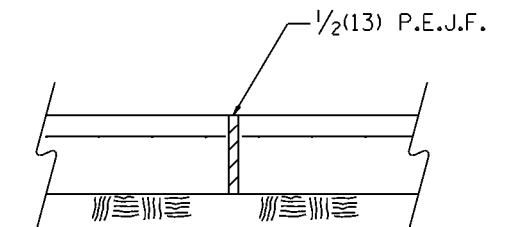
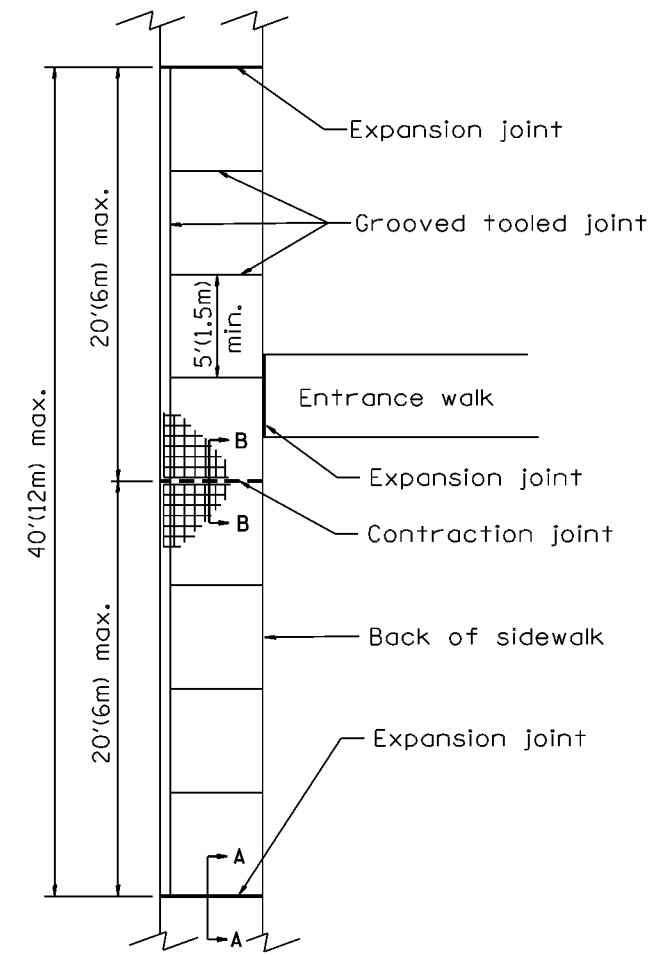


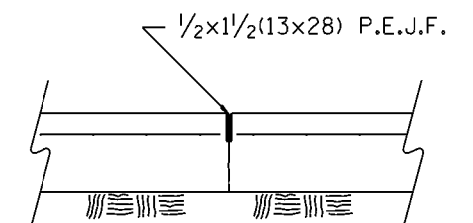
DESIGNER NOTES:
1. THIS DRAWING SHOULD BE USED IN CONJUNCTION WITH STATE STANDARD 424001 AND DISTRICT CADD std. " CURB RAMPS ACCESSIBLE TO THE DISABLED."



COMBINATION CURB - SIDEWALK 4"(100mm)
Measurement Formula: $(W_1 + h_1) \times \text{length constructed} = \text{Payment area}$
in square meters(square feet)



SEC. A-A
Expansion Joint



SEC. B-B
Contraction Joint

GENERAL NOTES:

- All provisions in Section 424 of the Standard Specifications shall apply, unless otherwise shown.

All dimensions are in inches (millimeters) unless otherwise noted.

01-01-97	RENUM. A-5.02, NEW REVISION BOX	T.P.																		
10-16-06	REVISED TO 2007 SPEC.	M.A.																		
6-21-22	REVISED CROSS SLOPE	R.D.																		
STATE OF ILLINOIS DEPARTMENT OF TRANSPORTATION										COMBINATION CONCRETE CURB-SIDEWALK 4" (100mm)										
NOT TO SCALE										CADD STD. 424101-D4										
										CONTRACT NO.										
										FED. ROAD DIST. NO. ILLINOIS FED. AID PROJECT										