

STATE OF ILLINOIS
DEPARTMENT OF TRANSPORTATION

| F&P RTE. | SECTION | COUNTY | TOTAL SHEETS | SHEET NO. |
|----------|---------------|----------|--------------------|-----------|
| 110/111 | (110,111)PP-1 | RANDOLPH | 15 | 1 |
| | | ILLINOIS | CONTRACT NO. 76M71 | |

104

FOR INDEX OF SHEETS, SEE SHEET NO. 2

PROPOSED HIGHWAY PLANS

FAP ROUTE 312/861A (IL 3 / IL 150)
SECTION (110,111)PP-1
PATCHING
RANDOLPH COUNTY

| TRAFFIC DATA | |
|--------------|------------------|
| LOCATION | IL 3 |
| 2019 ADT | 3400 (ACTUAL) |
| 2040 ADT | 3950 (ESTIMATED) |
| MU% | 22.1 |
| SU% | 6.5 |
| LOCATION | IL 150 |
| 2019 ADT | 7750 (ACTUAL) |
| 2040 ADT | 9000 (ESTIMATED) |
| MU% | 22.5 |
| SU% | 1.4 |
| LOCATION | IL 4 /IL 150 |
| 2019 ADT | 4700 (ACTUAL) |
| 2040 ADT | 5400 (ESTIMATED) |
| MU% | 16.1 |
| SU% | 10.2 |



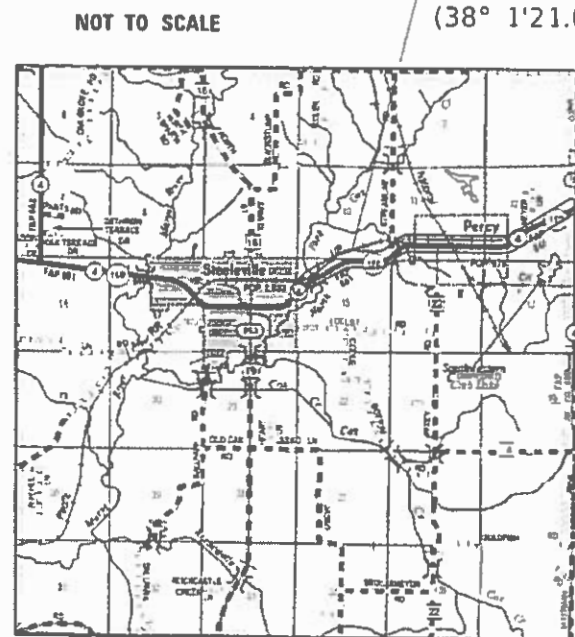
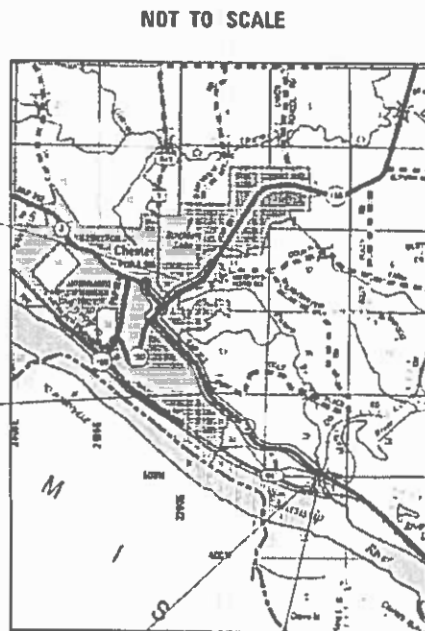
PROJECT LOCATION 3
FROM THE EAST CITY
LIMITS OF STEELEVILLE
(38° 1'5.82"N, 89°36'18.57"W)
TO THE PERRY CO LINE
(38° 1'21.04"N, 89°35'37.58"W)

C-98-104-19

FUNCTIONAL CLASSIFICATION: OTHER ARTERIAL

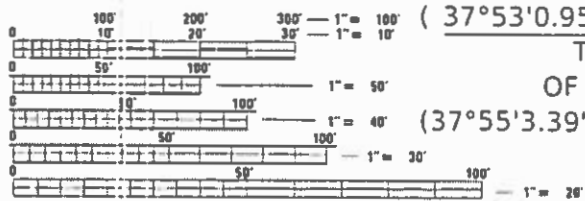
PROJECT LOCATION 2
IL 150 FROM IL 3
(37°54'43.54"N, 89°49'24.36"W)
TO MURPHYSBORO ROAD
(37°55'14.84"N, 89°48'37.09"W)

PROJECT LOCATION 1
IL 3 FROM MARY'S RIVER
(37°53'0.95"N, 89°46'58.29"W)
TO 100 FEET NORTH
OF JEFFERSON STREET
(37°55'3.39"N, 89°49'31.15"W)



RAILROAD OMISSION:
DOT/AAR 430973M, 50 FT

BRIDGE OMISSION:
S.N. 079-0011, 363.3 FT



FULL SIZE PLANS HAVE BEEN PREPARED USING STANDARD ENGINEERING SCALES. REDUCED SIZED PLANS WILL NOT CONFORM TO STANDARD SCALES. IN MAKING MEASUREMENTS ON REDUCED PLANS, THE ABOVE SCALES MAY BE USED.

J.U.L.I.E.
JOINT UTILITY LOCATION INFORMATION FOR EXCAVATORS
1-800-892-0123
DR 811

PROJECT ENGINEER: HERVE GELIN (618) 346-3179
DESIGNER: THOMAS HERVE GELIN (618) 346-3179

CONTRACT NO. 76M71

GROSS LENGTH = 39600 FT. = 7.50 MILE
NET LENGTH = 39175.35 FT. = 7.42 MILE

STATE OF ILLINOIS
DEPARTMENT OF TRANSPORTATION

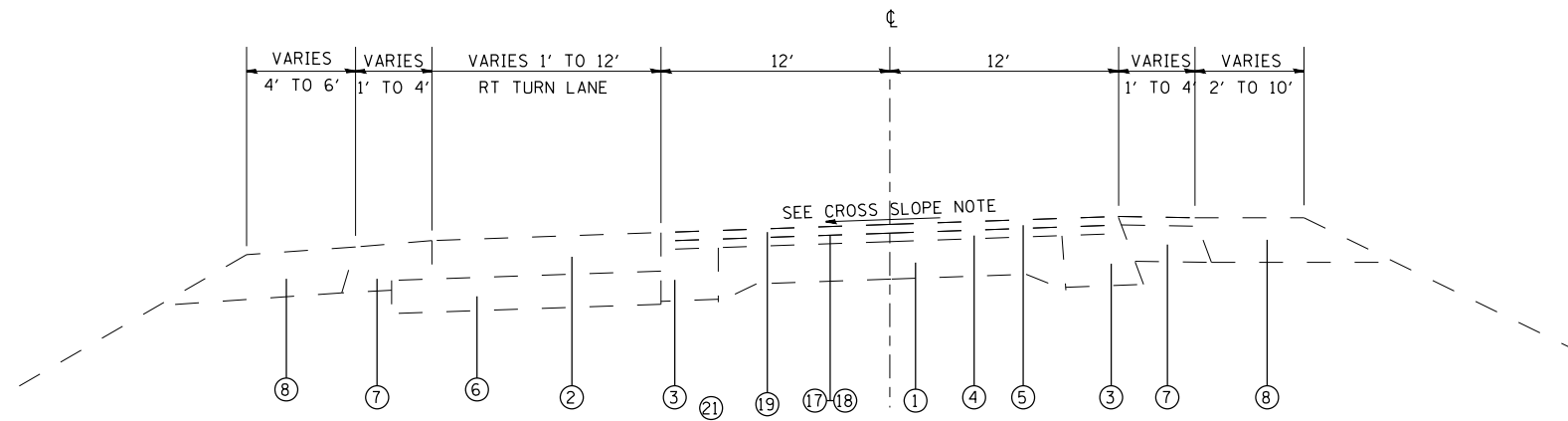
SUBMITTED 10-25 2019

R. Robertson REGIONAL ENGINEER

Dec 10 2019 ENGINEER OF DESIGN AND ENVIRONMENT

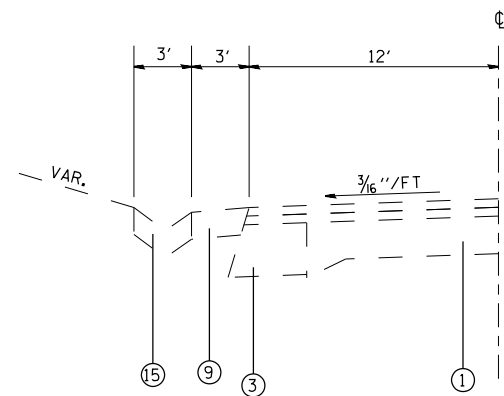
Dec 16 2019 DIRECTOR OF HIGHWAYS PROJECT IMPLEMENTATION

PRINTED BY THE AUTHORITY
OF THE STATE OF ILLINOIS

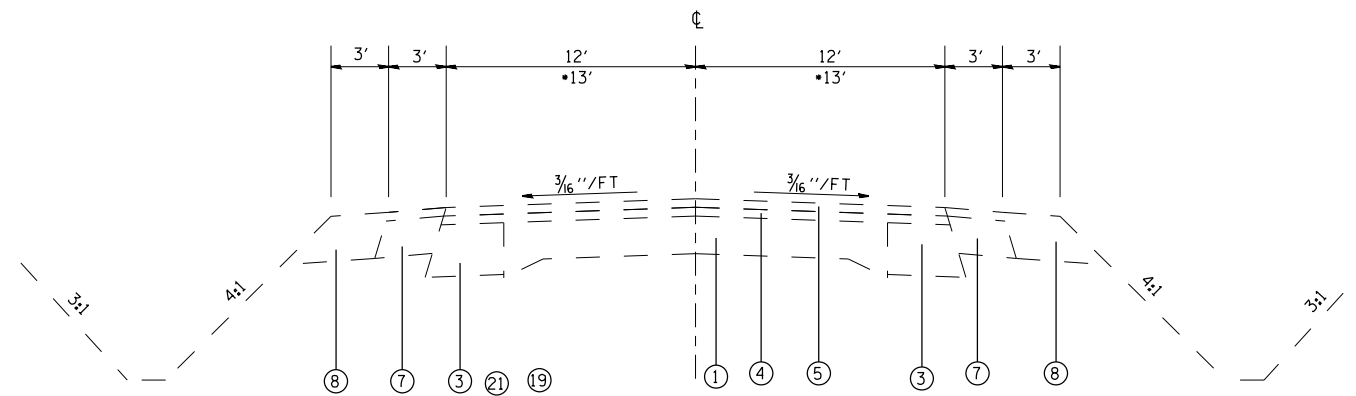


CROSS SLOPE NOTE
 SUPERED SECTION: STA. 661+00.00 TO STA. 669+68.60 - 0.0026 "/FT & VARIES
 TANGENT SECTION: STA. 669+68.60 TO STA. 673+00.00 - 3/16 "/FT & VARIES

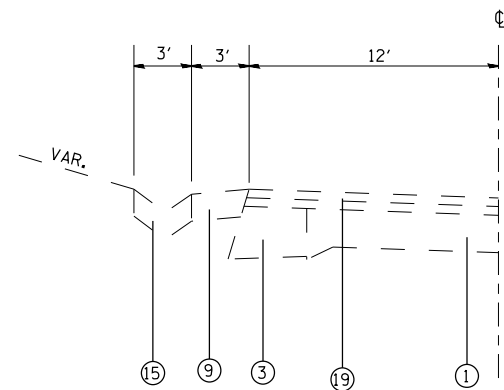
STA. 661+00.00 TO STA. 673+00.00



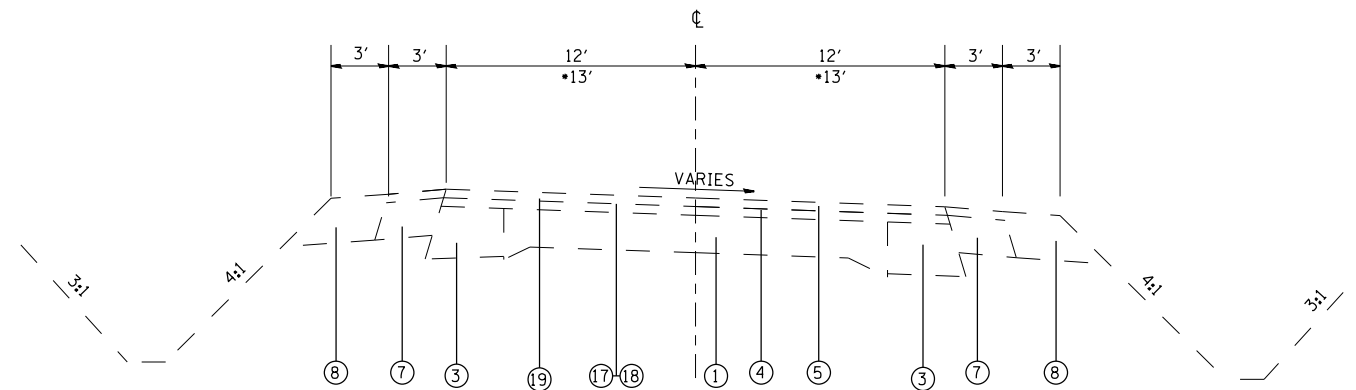
STA. 760+05.00 TO STA. 761+22.00



STA. 673+00.00 TO STA. 689+99.00
 STA. 701+94.00 TO STA. 702+21.00
 STA. 772+68.00 TO STA. 774+38.00
 STA. 785+96.00 TO STA. 796+68.00
 STA. 808+05.00 TO STA. 808+61.00



STA. 761+22.00 TO STA. 763+00.00

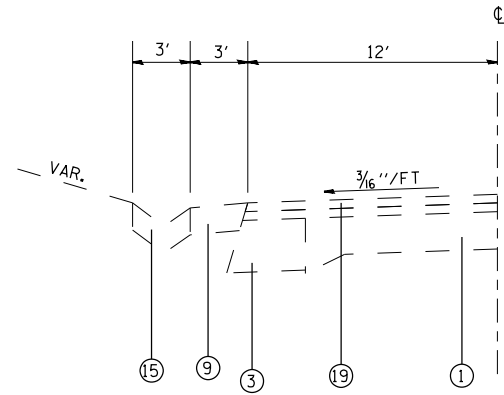


STA. 689+99.00 TO STA. 701+94.00
 STA. 702+21.00 TO STA. 703+81.20
 STA. 703+81.20 TO STA. 707+99.00
 STA. 760+15.00 TO STA. 772+68.00
 STA. 774+38.00 TO STA. 785+96.00
 STA. 796+68.00 TO STA. 808+05.00

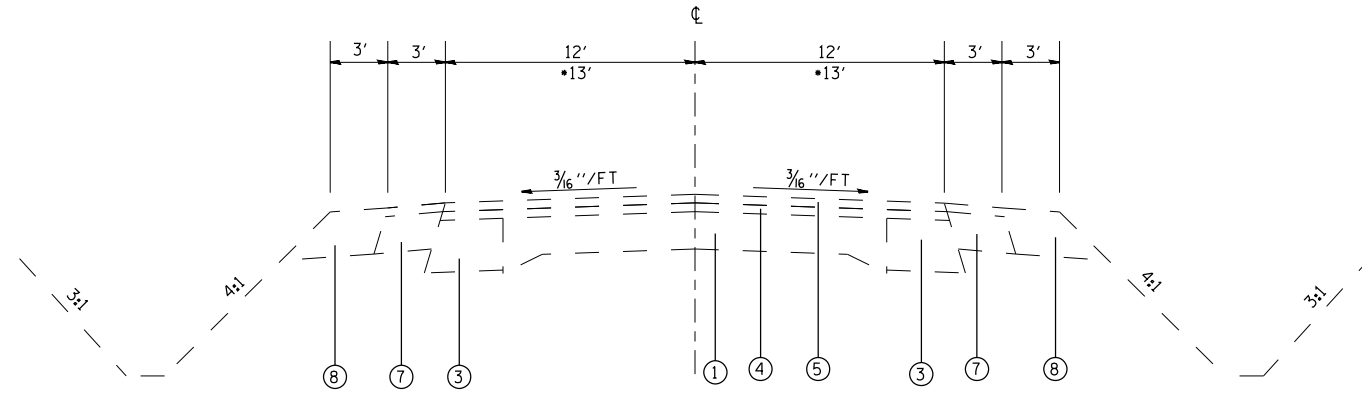
LEGEND

- ① EXISTING PAVEMENT (9-6-9)
- ①A EXISTING HOT-MIX ASPHALT BASE COURSE, 9"
- ② EXISTING PCC PAVEMENT 8"
- ③ EXISTING HOT-MIX ASPHALT BASE COURSE WIDENING
- ④ EXISTING HOT-MIX ASPHALT BINDER COURSE, VARIES
- ⑤ EXISTING HOT-MIX ASPHALT SURFACE COURSE, 1 1/2"
- ⑥ EXISTING GRANULAR SUBBASE
- ⑦ EXISTING HOT-MIX ASPHALT SHOULDERS, 8"
- ⑧ EXISTING AGGREGATE SHOULDER, 8"
- ⑨ EXISTING HOT-MIX ASPHALT SHOULDERS, 6"
- ⑩ EXISTING AGGREGATE SHOULDER, 6"
- ⑪ EXISTING HOT-MIX ASPHALT SHOULDERS
- ⑫ EXISTING AGGREGATE SHOULDER TYPE B
- ⑬ EXISTING HOT-MIX ASPHALT BINDER,
- ⑭ EXISTING CURB AND GUTTER
- ⑮ EXISTING TYPE A GUTTER
- ⑯ EXISTING TYPE B GUTTER
- ⑰ EXISTING CONCRETE CURB TYPE B

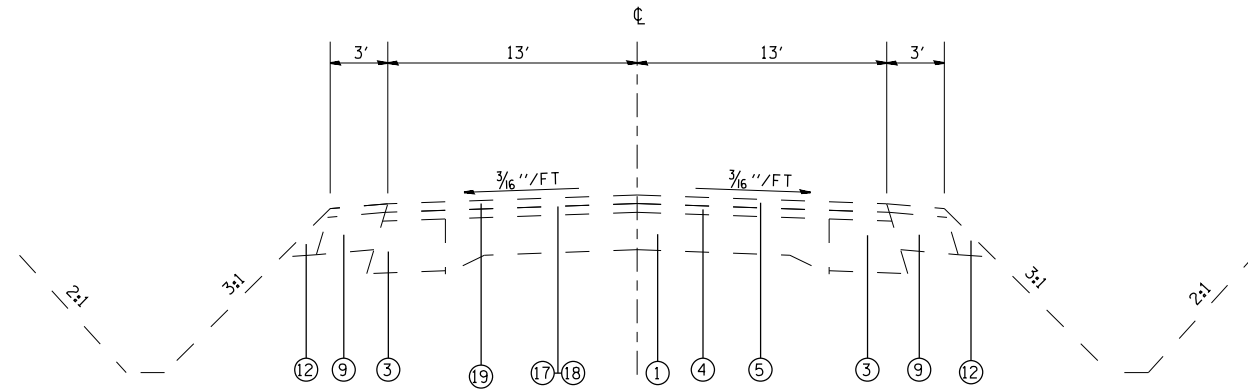
| | | | | | | | | | | | | |
|---|---------------------------|------------|-----------|---|---|--|---------------------------|--------------------|---------------|----------|--------------|-----------|
| FILE NAME = | USER NAME = jeffersons | DESIGNED - | REVISED - | STATE OF ILLINOIS DEPARTMENT OF TRANSPORTATION | TYPICAL SECTIONS - IL 150 | | | F.A.P. RTE. | SECTION | COUNTY | TOTAL SHEETS | SHEET NO. |
| pw:\planroom\dot\illinois.gov\PWIDOT\Documents\IDOT Offices\District 8\Projects\0876M71\Drawings\CAB\Drawings\0876M71-shs-typical.dwg | PLOT SCALE = 2,000' / in. | CHECKED - | REVISED - | | | | | 12/861A | (110,111)PP-1 | RANDOLPH | 15 | 4 |
| \$MODELNAME\$ | PLOT DATE = 10/25/2019 | DATE - | REVISED - | | SCALE: _____ SHEET _____ OF _____ SHEETS STA. _____ TO STA. _____ | | | CONTRACT NO. 76M71 | | | | |
| | | | | | | | ILLINOIS FED. AID PROJECT | | | | | |



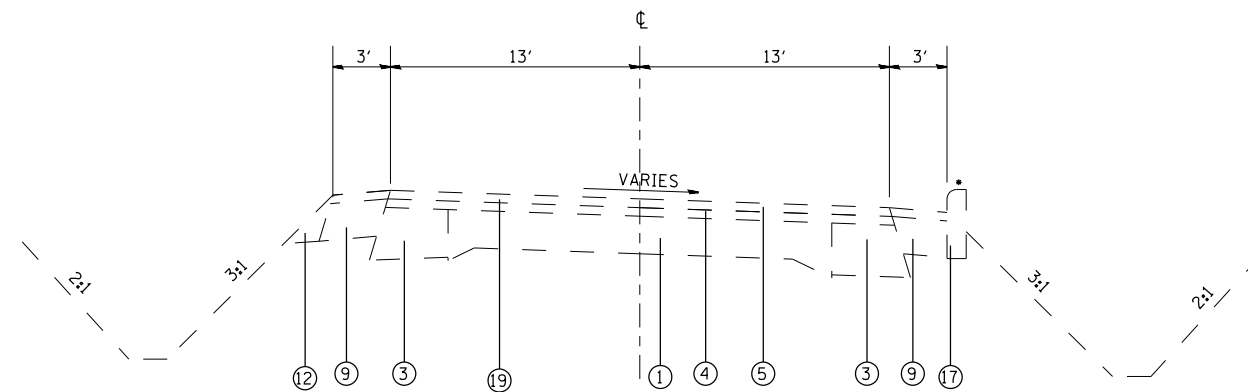
STA. 760+05.00 TO STA. 761+22.00



STA. 673+00.00 TO STA. 689+99.00
 • STA. 701+94.00 TO STA. 702+21.00
 STA. 772+68.00 TO STA. 774+38.00
 STA. 785+96.00 TO STA. 796+68.00
 STA. 808+05.00 TO STA. 808+61.00



STA. 837+33.00 TO STA. 842+25.00
 STA. 851+51.00 TO STA. 852+58.00



STA. 828+18.00 TO STA. 837+33.00
 STA. 842+25.00 TO STA. 851+51.00
 • STA. 849+15.00 TO STA. 851+15.00

LEGEND

- ① EXISTING PAVEMENT (9-6-9)
- ①A EXISTING HOT-MIX ASPHALT BASE COURSE, 9"
- ② EXISTING PCC PAVEMENT 8"
- ③ EXISTING HOT-MIX ASPHALT BASE COURSE WIDENING
- ④ EXISTING HOT-MIX ASPHALT BINDER COURSE, VARIES
- ⑤ EXISTING HOT-MIX ASPHALT SURFACE COURSE, 1 1/2"
- ⑥ EXISTING GRANULAR SUBBASE
- ⑦ EXISTING HOT-MIX ASPHALT SHOULDERS, 8"
- ⑧ EXISTING AGGREGATE SHOULDER, 8"
- ⑨ EXISTING HOT-MIX ASPHALT SHOULDERS, 6"
- ⑩ EXISTING AGGREGATE SHOULDER, 6"
- ⑪ EXISTING HOT-MIX ASPHALT SHOULDERS
- ⑫ EXISTING AGGREGATE SHOULDER TYPE B
- ⑬ EXISTING HOT-MIX ASPHALT BINDER,
- ⑭ EXISTING CURB AND GUTTER
- ⑮ EXISTING TYPE A GUTTER
- ⑯ EXISTING TYPE B GUTTER
- ⑰ EXISTING CONCRETE CURB TYPE B

MODEL: s:\MODEL\MAMES
 FILE NAME: i:\p\planroom.dwg
 PROJECT: I:\projects\DOT\Documents\DOT - Office\District 8\Projects\876M71\CADD\876M71\CADD\876M71-1-11-11.dwg

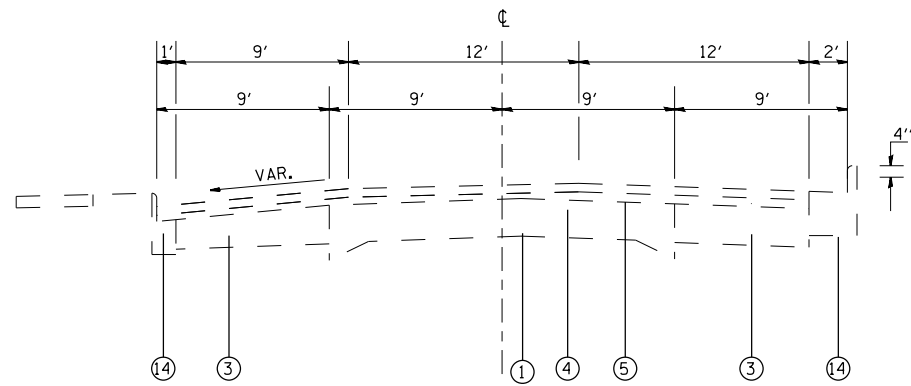
| | | |
|----------------------------|------------------|-----------------|
| USER NAME = jeffersons | DESIGNED - _____ | REVISED - _____ |
| | DRAWN - _____ | REVISED - _____ |
| PLOT SCALE = 1.9989' / in. | CHECKED - _____ | REVISED - _____ |
| PLOT DATE = 10/25/2019 | DATE - _____ | REVISED - _____ |

**STATE OF ILLINOIS
 DEPARTMENT OF TRANSPORTATION**

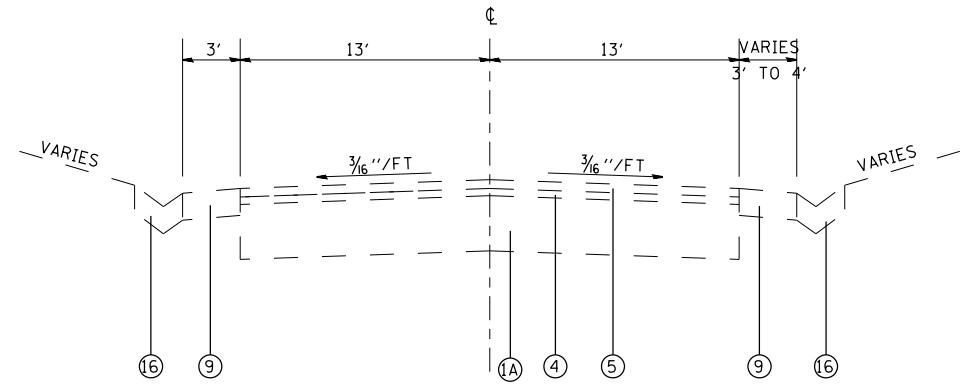
TYPICAL SECTIONS - IL 150

SCALE: _____ SHEET _____ OF _____ SHEETS STA. _____ TO STA. _____

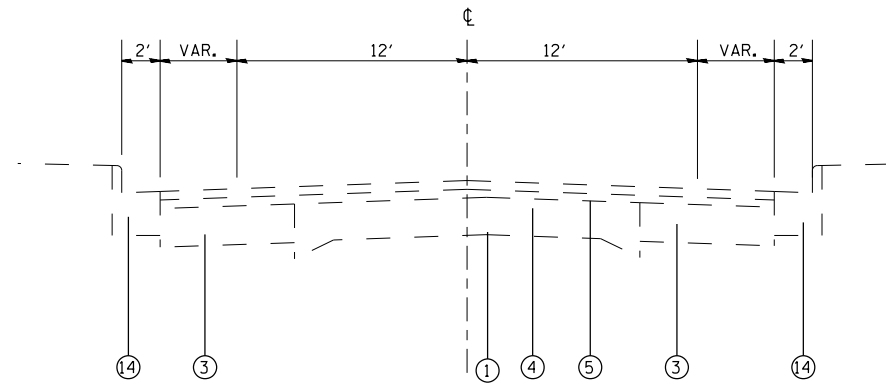
| | | | | |
|--------------------|---------------|----------|---------------------------|-----------|
| F.A.P. RTE. | SECTION | COUNTY | TOTAL SHEETS | SHEET NO. |
| 12/861A | (110.111)PP-1 | RANDOLPH | 15 | 5 |
| CONTRACT NO. 76M71 | | | ILLINOIS FED. AID PROJECT | |



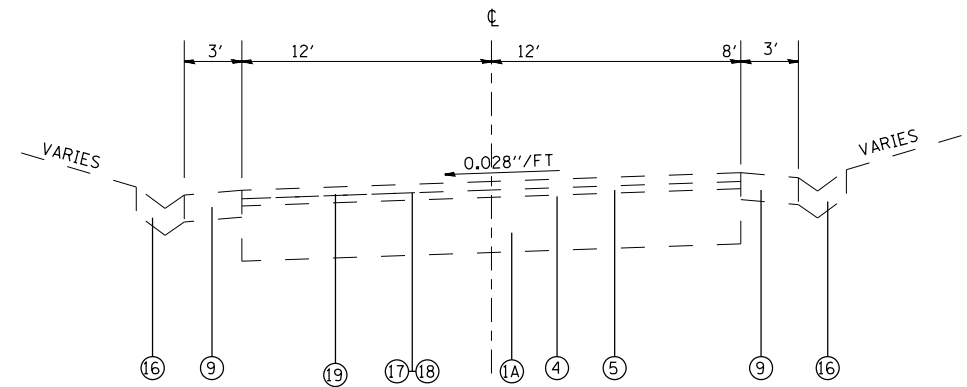
STA. 707+99.00 TO STA. 714+73.00
 STA. 714+73.00 TO STA. 738+60.00
 STA. 743+00.00 TO STA. 759+43.00



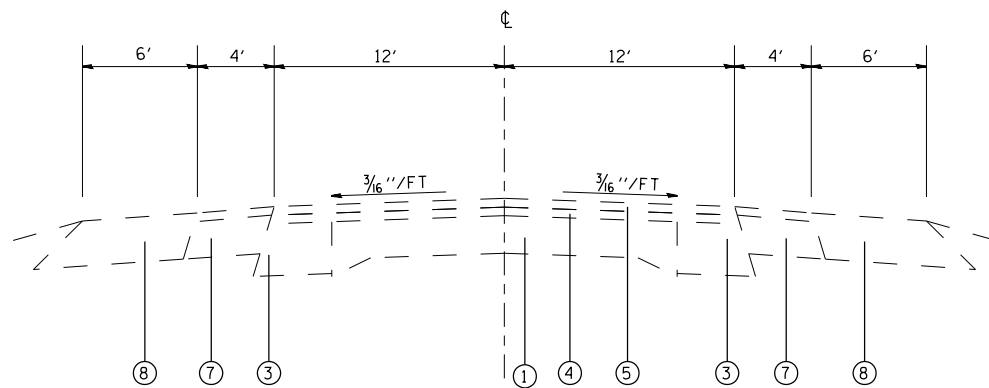
STA. 825+18.00 TO STA. 825+75.00



STA. 738+60.00 TO STA. 739+57.00
 STA. 739+57.50 TO STA. 743+00.00
 STA. 759+43.00 TO STA. 760+15.00



STA. 825+75.00 TO STA. 828+18.00



STA. 808+61.00 TO STA. 822+25.00

LEGEND

- ① EXISTING PAVEMENT (9-6-9)
- ①A EXISTING HOT-MIX ASPHALT BASE COURSE, 9"
- ② EXISTING PCC PAVEMENT 8"
- ③ EXISTING HOT-MIX ASPHALT BASE COURSE WIDENING
- ④ EXISTING HOT-MIX ASPHALT BINDER COURSE, VARIES
- ⑤ EXISTING HOT-MIX ASPHALT SURFACE COURSE, 1 1/2"
- ⑥ EXISTING GRANULAR SUBBASE
- ⑦ EXISTING HOT-MIX ASPHALT SHOULDERS, 8"
- ⑧ EXISTING AGGREGATE SHOULDER, 8"
- ⑨ EXISTING HOT-MIX ASPHALT SHOULDERS, 6"
- ⑩ EXISTING AGGREGATE SHOULDER, 6"
- ⑪ EXISTING HOT-MIX ASPHALT SHOULDERS
- ⑫ EXISTING AGGREGATE SHOULDER TYPE B
- ⑬ EXISTING HOT-MIX ASPHALT BINDER,
- ⑭ EXISTING CURB AND GUTTER
- ⑮ EXISTING TYPE A GUTTER
- ⑯ EXISTING TYPE B GUTTER
- ⑰ EXISTING CONCRETE CURB TYPE B

MODEL - SHEET NAME
 FILE NAME: n:\p1\mtrono.dat\illinois.dot\illinois\p1\DOT\Documents\DOT - Office\District 8\Projects\SDR76M71\CADD\Drawn\CAD\Sheet\SDR76M71-sheetytical.dgn

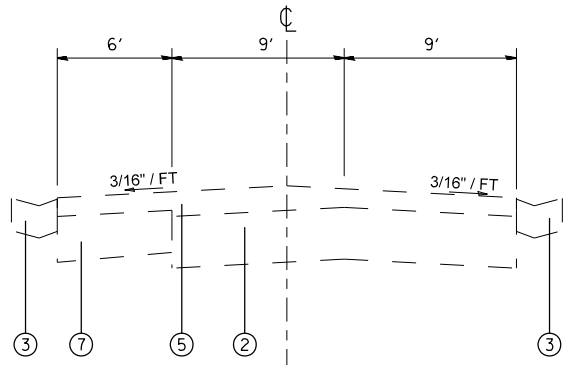
| | | |
|----------------------------|------------------|-----------------|
| USER NAME = jeffersonts | DESIGNED - _____ | REVISED - _____ |
| DRAWN - _____ | DRAWN - _____ | REVISED - _____ |
| PLOT SCALE = 2.0006' / in. | CHECKED - _____ | REVISED - _____ |
| PLOT DATE = 10/25/2019 | DATE - _____ | REVISED - _____ |

**STATE OF ILLINOIS
 DEPARTMENT OF TRANSPORTATION**

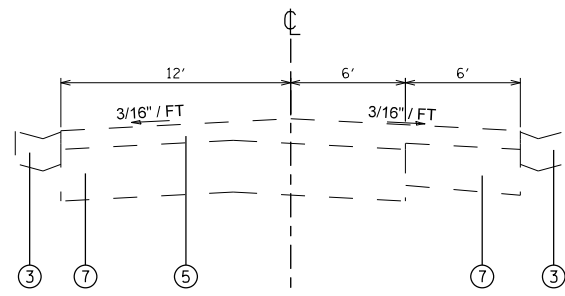
TYPICAL SECTIONS - IL 150

SCALE: _____ SHEET ___ OF ___ SHEETS STA. _____ TO STA. _____

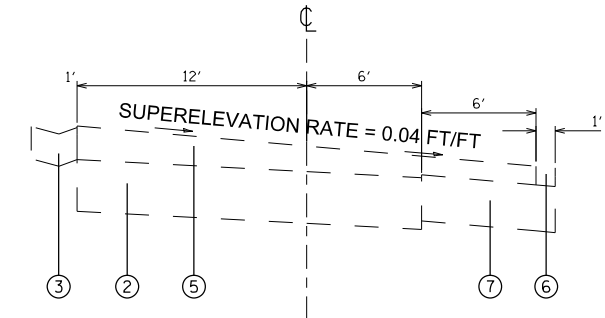
| | | | | |
|---------------------------|-----------------------|-----------------|--------------------|-------------|
| F.A.P. RTE. 12/861A | SECTION (110,111)PP-1 | COUNTY RANDOLPH | TOTAL SHEETS 15 | SHEET NO. 6 |
| ILLINOIS FED. AID PROJECT | | | CONTRACT NO. 76M71 | |



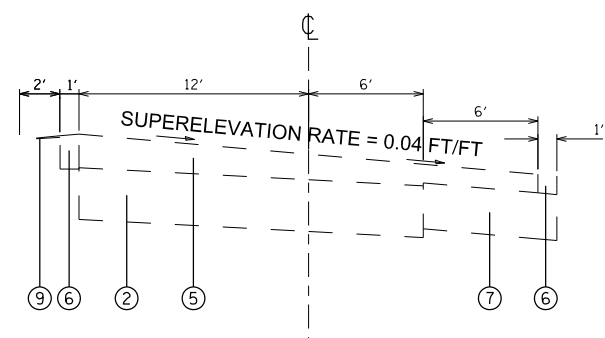
IL 3 TANGENT SECTION
M.P. 0.38 (CROSBY ST.) TO M.P. 0.44



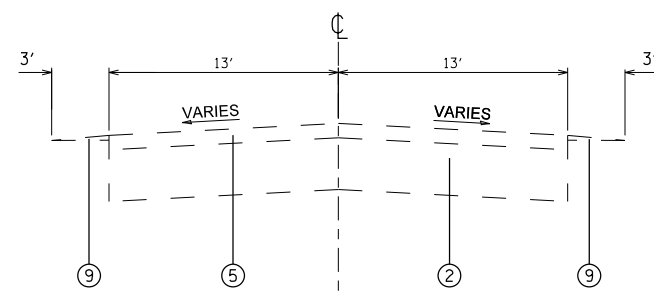
IL 3 TANGENT SECTION
M.P. 0.53 TO M.P. 0.70
M.P. 0.92 TO M.P. 1.12



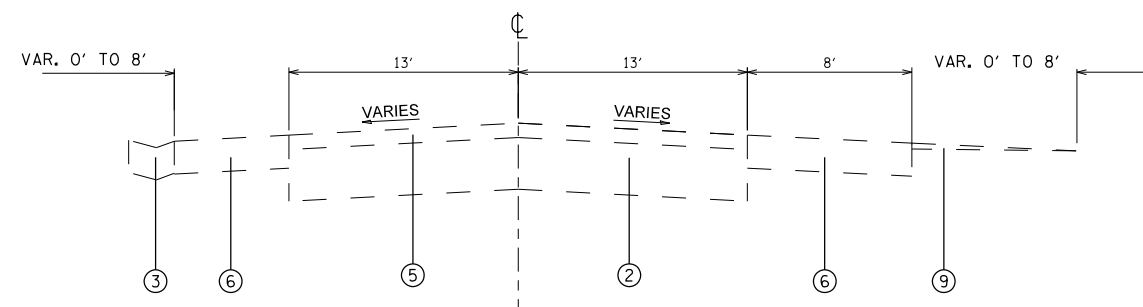
IL 3 SUPERELEVATION SECTION
M.P. 1.17 TO M.P. 1.21



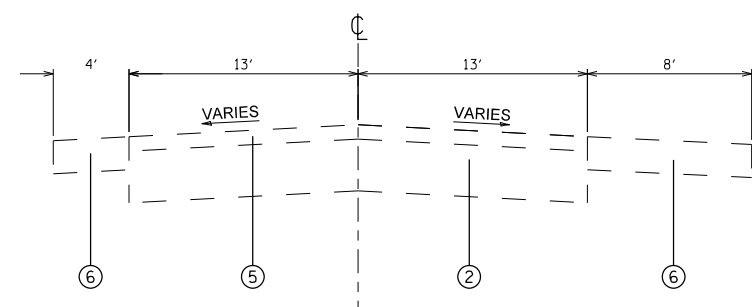
IL 3 SUPERELEVATION SECTION
M.P. 1.21 TO M.P. 1.30 (RIVERVIEW DR.)



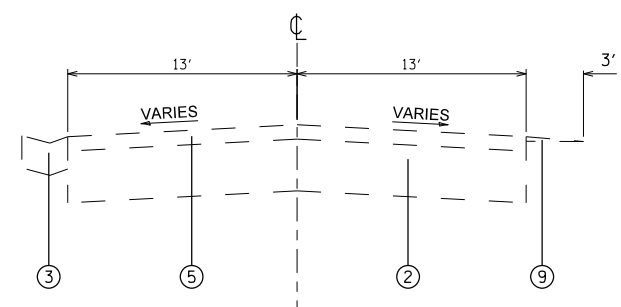
IL 3 TYPICAL SECTION
M.P. 1.51 TO M.P. 1.56
M.P. 1.75 TO M.P. 1.93
M.P. 2.00 TO M.P. 2.07
M.P. 2.15 TO M.P. 2.31



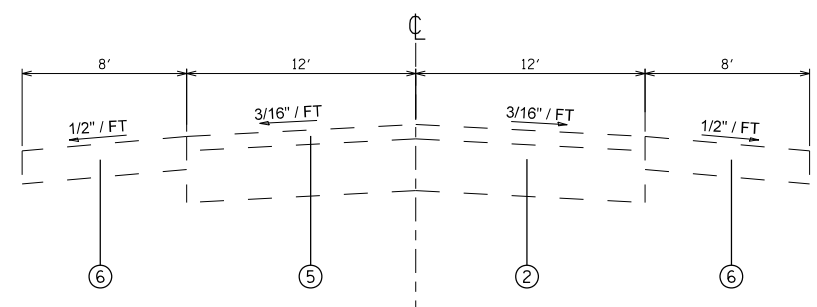
IL 3 TYPICAL SECTION
M.P. 2.83 TO M.P. 2.91



IL 3 TYPICAL SECTION
M.P. 1.30 (RIVERVIEW DR.) TO M.P. 1.40

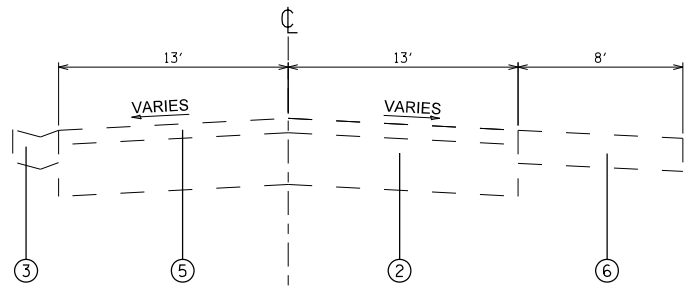


IL 3 TYPICAL SECTION
M.P. 2.07 TO M.P. 2.15

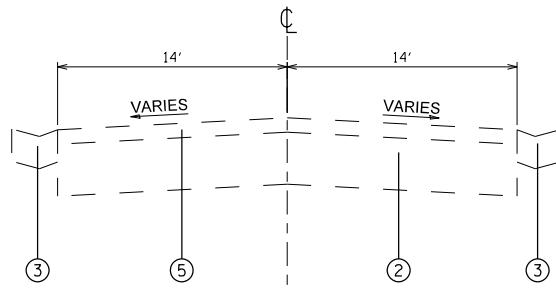


IL 3 TYPICAL SECTION
M.P. 2.98 TO M.P. 3.00

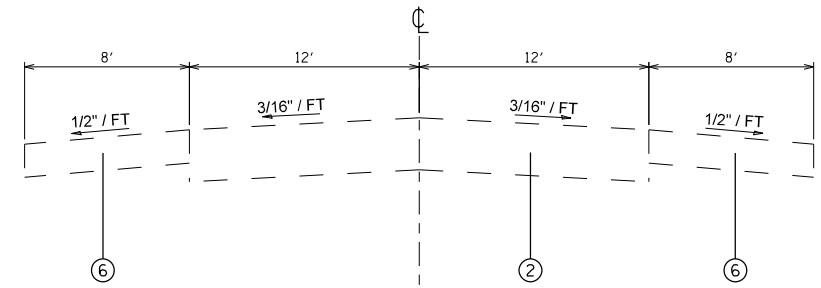
- LEGEND
- 1 EXISTING LIME MODIFIED SOIL
 - 2 EXISTING PCC PAVEMENT
 - 3 EXISTING CONCRETE GUTTER, TYPE B
 - 4 EXISTING STRIP REFLECTIVE CRACK CONTROL
 - 5 EXISTING HOT-MIX ASPHALT SURFACE, VARIABLE DEPTH
 - 6 EXISTING HOT-MIX ASPHALT SHOULDER
 - 7 EXISTING PCC BASE COURSE WIDENING
 - 8 EXISTING CURB
 - 9 EXISTING AGGREGATE SHOULDER
 - 10 EXISTING SIDEWALK



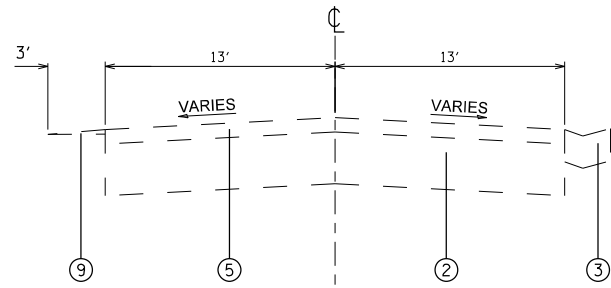
IL 3 TYPICAL SECTION
M.P. 1.40 TO M.P. 1.43



IL 3 TYPICAL SECTION
M.P. 2.31 TO M.P. 2.83



IL 3 TYPICAL SECTION
M.P. 3.00 TO M.P. 3.08



IL 3 TYPICAL SECTION
M.P. 1.43 TO M.P. 1.51
M.P. 1.56 TO M.P. 1.75
M.P. 1.93 TO M.P. 2.00

LEGEND

- 1 EXISTING LIME MODIFIED SOIL
- 2 EXISTING PCC PAVEMENT
- 3 EXISTING CONCRETE GUTTER, TYPE B
- 4 EXISTING STRIP REFLECTIVE CRACK CONTROL
- 5 EXISTING HOT-MIX ASPHALT SURFACE, VARIABLE DEPTH
- 6 EXISTING HOT-MIX ASPHALT SHOULDER
- 7 EXISTING PCC BASE COURSE WIDENING
- 8 EXISTING CURB
- 9 EXISTING AGGREGATE SHOULDER
- 10 EXISTING SIDEWALK

| | | | |
|--|---------------------------|------------------|-----------------|
| FILE NAME = | USER NAME = jeffersons | DESIGNED - _____ | REVISED - _____ |
| pw:\planroom.dot.illinois.gov\PIDOT\Documents\IDOT Offices\District 8\Projects\0876M71\Drawings\CABsheets\0876M71-shr-typical.dg | | DRAWN - _____ | REVISED - _____ |
| \$MODELNAME\$ | PLOT SCALE = 1/9988" = 1" | CHECKED - _____ | REVISED - _____ |
| | PLOT DATE = 10/25/2019 | DATE - _____ | REVISED - _____ |

STATE OF ILLINOIS
DEPARTMENT OF TRANSPORTATION

TYPICAL SECTIONS - IL 3

SCALE: _____ SHEET ____ OF ____ SHEETS STA. _____ TO STA. _____

| F.A.P. RTE. | SECTION | COUNTY | TOTAL SHEETS | SHEET NO. |
|---------------------------|---------------|----------|--------------|-----------|
| 861 | (110,111)PP-1 | RANDOLPH | 15 | 9 |
| CONTRACT NO. 76M71 | | | | |
| ILLINOIS FED. AID PROJECT | | | | |

CLASS B PATCHING SCHEDULE

| MILEPOST | DIRECTION | LENGTH | WIDTH | AREA | EARTH EXCAVATION | GEOTECHNICAL FABRIC | SUBBASE GRANULAR MATERIAL, TYPE B 6" | WELDED WIRE REINFORCEMENT | DOWEL BARS, 1-1/2" | SAWS CUTS | TIE BARS, 3/4" | CLASS B PATCHES, TYPE II, 12 INCH (SPECIAL) | CLASS B PATCHES, TYPE III, 12 INCH (SPECIAL) | CLASS B PATCHES, TYPE IV, 12 INCH, SPECIAL |
|---------------------------------------|-----------|--------|-------|------|------------------|---------------------|--------------------------------------|---------------------------|--------------------|---------------|----------------|---|--|--|
| | | FT | FT | SY | CU YD | SQ YD | SQ YD | SQ YD | EACH | FOOT | EACH | SQ YD | SQ YD | SQ YD |
| IL 3 MARY'S RIVER TO JEFFERSON | | | | | | | | | | | | | | |
| 0.02 | SB | 70 | 12 | 93.3 | 15.6 | 93.3 | 93.3 | 93.3 | 18 | 176 | 70 | | | 93.3 |
| 0.03 | SB | 50 | 12 | 66.7 | 11.1 | 66.7 | 66.7 | 66.7 | 19 | 136 | 50 | | | 66.7 |
| 0.05 | SB | 20 | 12 | 26.7 | 4.4 | 26.7 | 26.7 | 26.7 | 20 | 76 | 20 | | | 26.7 |
| 0.06 | SB | 20 | 12 | 26.7 | 4.4 | 26.7 | 26.7 | 26.7 | 20 | 76 | 20 | | | 26.7 |
| 0.25 | SB | 10 | 12 | 13.3 | 2.2 | 13.3 | 13.3 | 13.3 | 20 | 56 | | 13.3 | | |
| 0.29 | SB | 6 | 12 | 8.0 | 1.3 | 8.0 | 8.0 | 8.0 | 19 | 48 | | 8.0 | | |
| 0.34 | SB | 6 | 12 | 8.0 | 1.3 | 8.0 | 8.0 | 8.0 | 20 | 48 | | 8.0 | | |
| 0.39 | SB | 15 | 12 | 20.0 | 3.3 | 20.0 | 20.0 | 20.0 | 20 | 66 | | | 20.0 | |
| 0.43 | SB | 6 | 12 | 8.0 | 1.3 | 8.0 | 8.0 | 8.0 | 20 | 48 | | 8.0 | | |
| 0.49 | NB | 6 | 12 | 8.0 | 1.3 | 8.0 | 8.0 | 8.0 | 20 | 48 | | 8.0 | | |
| 0.52 | NB | 8 | 12 | 10.7 | 1.8 | 10.7 | 10.7 | 10.7 | 20 | 52 | | 10.7 | | |
| 0.52 | SB | 6 | 12 | 8.0 | 1.3 | 8.0 | 8.0 | 8.0 | 20 | 48 | | 8.0 | | |
| 0.53 | SB | 20 | 12 | 26.7 | 4.4 | 26.7 | 26.7 | 26.7 | 20 | 76 | 20 | | | 26.7 |
| 0.59 | NB | 10 | 12 | 13.3 | 2.2 | 13.3 | 13.3 | 13.3 | 20 | 56 | | 13.3 | | |
| 0.59 | SB | 8 | 12 | 10.7 | 1.8 | 10.7 | 10.7 | 10.7 | 20 | 52 | | 10.7 | | |
| 0.61 | NB | 6 | 12 | 8.0 | 1.3 | 8.0 | 8.0 | 8.0 | 20 | 48 | | 8.0 | | |
| 0.62 | SB | 6 | 12 | 8.0 | 1.3 | 8.0 | 8.0 | 8.0 | 20 | 48 | | 8.0 | | |
| 0.63 | NB | 6 | 12 | 8.0 | 1.3 | 8.0 | 8.0 | 8.0 | 20 | 48 | | 8.0 | | |
| 0.63 | NB | 12 | 12 | 16.0 | 2.7 | 16.0 | 16.0 | 16.0 | 20 | 60 | | | 16.0 | |
| 0.65 | SB | 15 | 12 | 20.0 | 3.3 | 20.0 | 20.0 | 20.0 | 20 | 66 | | | 20.0 | |
| 0.66 | SB | 15 | 12 | 20.0 | 3.3 | 20.0 | 20.0 | 20.0 | 20 | 66 | | | 20.0 | |
| 0.67 | SB | 8 | 12 | 10.7 | 1.8 | 10.7 | 10.7 | 10.7 | 20 | 52 | | 10.7 | | |
| 0.68 | SB | 12 | 12 | 16.0 | 2.7 | 16.0 | 16.0 | 16.0 | 20 | 60 | | | 16.0 | |
| 0.69 | SB | 24 | 12 | 32.0 | 5.3 | 32.0 | 32.0 | 32.0 | 20 | 84 | 24 | | | 32.0 |
| 0.70 | SB | 10 | 12 | 13.3 | 2.2 | 13.3 | 13.3 | 13.3 | 20 | 56 | | 13.3 | | |
| 0.74 | SB | 6 | 12 | 8.0 | 1.3 | 8.0 | 8.0 | 8.0 | 20 | 48 | | 8.0 | | |
| 0.84 | SB | 6 | 12 | 8.0 | 1.3 | 8.0 | 8.0 | 8.0 | 20 | 48 | | 8.0 | | |
| 0.88 | SB | 6 | 12 | 8.0 | 1.3 | 8.0 | 8.0 | 8.0 | 20 | 48 | | 8.0 | | |
| 0.88 | SB | 6 | 12 | 8.0 | 1.3 | 8.0 | 8.0 | 8.0 | 20 | 48 | | 8.0 | | |
| 0.92 | SB | 10 | 12 | 13.3 | 2.2 | 13.3 | 13.3 | 13.3 | 20 | 56 | | 13.3 | | |
| 1.14 | SB | 6 | 12 | 8.0 | 1.3 | 8.0 | 8.0 | 8.0 | 20 | 48 | | 8.0 | | |
| 1.16 | SB | 15 | 12 | 20.0 | 3.3 | 20.0 | 20.0 | 20.0 | 20 | 66 | | | 20.0 | |
| 1.17 | SB | 6 | 12 | 8.0 | 1.3 | 8.0 | 8.0 | 8.0 | 20 | 48 | | 8.0 | | |
| 1.24 | SB | 6 | 12 | 8.0 | 1.3 | 8.0 | 8.0 | 8.0 | 20 | 48 | | 8.0 | | |
| 1.25 | SB | 6 | 12 | 8.0 | 1.3 | 8.0 | 8.0 | 8.0 | 20 | 48 | | 8.0 | | |
| 1.26 | SB | 6 | 12 | 8.0 | 1.3 | 8.0 | 8.0 | 8.0 | 20 | 48 | | 8.0 | | |
| 1.37 | SB | 6 | 12 | 8.0 | 1.3 | 8.0 | 8.0 | 8.0 | 20 | 48 | | 8.0 | | |
| 1.40 | SB | 6 | 12 | 8.0 | 1.3 | 8.0 | 8.0 | 8.0 | 20 | 48 | | 8.0 | | |
| 1.41 | SB | 6 | 12 | 8.0 | 1.3 | 8.0 | 8.0 | 8.0 | 20 | 48 | | 8.0 | | |
| 1.42 | SB | 30 | 12 | 40.0 | 6.7 | 40.0 | 40.0 | 40.0 | 20 | 96 | 30 | | | 40.0 |
| 1.44 | SB | 8 | 12 | 10.7 | 1.8 | 10.7 | 10.7 | 10.7 | 20 | 52 | | 10.7 | | |
| 1.49 | SB | 6 | 12 | 8.0 | 1.3 | 8.0 | 8.0 | 8.0 | 20 | 48 | | 8.0 | | |
| 1.55 | SB | 25 | 12 | 33.3 | 5.6 | 33.3 | 33.3 | 33.3 | 20 | 86 | 25 | | | 33.3 |
| 1.59 | SB | 30 | 12 | 40.0 | 6.7 | 40.0 | 40.0 | 40.0 | 20 | 96 | 30 | | | 40.0 |
| 1.75 | NB | 6 | 12 | 8.0 | 1.3 | 8.0 | 8.0 | 8.0 | 20 | 48 | | 8.0 | | |
| 1.75 | SB | 6 | 12 | 8.0 | 1.3 | 8.0 | 8.0 | 8.0 | 20 | 48 | | 8.0 | | |
| 1.8 | SB | 6 | 12 | 8.0 | 1.3 | 8.0 | 8.0 | 8.0 | 20 | 48 | | 8.0 | | |
| 1.81 | SB | 6 | 12 | 8.0 | 1.3 | 8.0 | 8.0 | 8.0 | 20 | 48 | | 8.0 | | |
| 2.56 | SB | 8 | 12 | 10.7 | 1.8 | 10.7 | 10.7 | 10.7 | 20 | 52 | | 10.7 | | |
| 2.58 | SB | 6 | 12 | 8.0 | 1.3 | 8.0 | 8.0 | 8.0 | 20 | 48 | | 8.0 | | |
| 2.61 | SB | 8 | 12 | 10.7 | 1.8 | 10.7 | 10.7 | 10.7 | 20 | 52 | | 10.7 | | |
| 2.76 | SB | 6 | 12 | 8.0 | 1.3 | 8.0 | 8.0 | 8.0 | 20 | 48 | | 8.0 | | |
| 2.81 | SB | 6 | 12 | 8.0 | 1.3 | 8.0 | 8.0 | 8.0 | 20 | 48 | | 8.0 | | |
| 2.83 | NB | 8 | 12 | 10.7 | 1.8 | 10.7 | 10.7 | 10.7 | 20 | 52 | | 10.7 | | |
| 3.01 | NB | 8 | 12 | 10.7 | 1.8 | 10.7 | 10.7 | 10.7 | 20 | 52 | | 10.7 | | |
| 3.05 | NB | 10 | 12 | 13.3 | 2.2 | 13.3 | 13.3 | 13.3 | 20 | 56 | | 13.3 | | |
| 3.18 | NB | 6 | 12 | 8.0 | 1.3 | 8.0 | 8.0 | 8.0 | 20 | 48 | | 8.0 | | |
| 3.32 | NB | 10 | 12 | 13.3 | 2.2 | 13.3 | 13.3 | 13.3 | 20 | 56 | | 13.3 | | |
| 3.35 | NB | 6 | 12 | 8.0 | 1.3 | 8.0 | 8.0 | 8.0 | 20 | 48 | | 8.0 | | |
| 3.40 | SB | 6 | 12 | 8.0 | 1.3 | 8.0 | 8.0 | 8.0 | 20 | 48 | | 8.0 | | |
| 3.40 | NB | 6 | 12 | 8.0 | 1.3 | 8.0 | 8.0 | 8.0 | 20 | 48 | | 8.0 | | |
| 3.41 | NB | 6 | 12 | 8.0 | 1.3 | 8.0 | 8.0 | 8.0 | 20 | 48 | | 8.0 | | |
| 3.42 | SB | 6 | 12 | 8.0 | 1.3 | 8.0 | 8.0 | 8.0 | 20 | 48 | | 8.0 | | |
| 3.42 | NB | 6 | 12 | 8.0 | 1.3 | 8.0 | 8.0 | 8.0 | 20 | 48 | | 8.0 | | |
| 3.42 | SB | 6 | 12 | 8.0 | 1.3 | 8.0 | 8.0 | 8.0 | 20 | 48 | | 8.0 | | |
| 3.43 | NB | 6 | 12 | 8.0 | 1.3 | 8.0 | 8.0 | 8.0 | 20 | 48 | | 8.0 | | |
| 3.43 | SB | 6 | 12 | 8.0 | 1.3 | 8.0 | 8.0 | 8.0 | 20 | 48 | | 8.0 | | |
| 3.44 | NB | 6 | 12 | 8.0 | 1.3 | 8.0 | 8.0 | 8.0 | 20 | 48 | | 8.0 | | |
| 3.44 | SB | 6 | 12 | 8.0 | 1.3 | 8.0 | 8.0 | 8.0 | 20 | 48 | | 8.0 | | |
| 3.45 | SB | 6 | 12 | 8.0 | 1.3 | 8.0 | 8.0 | 8.0 | 20 | 48 | | 8.0 | | |
| 3.45 | NB | 6 | 12 | 8.0 | 1.3 | 8.0 | 8.0 | 8.0 | 20 | 48 | | 8.0 | | |
| 3.48 | NB | 15 | 12 | 20.0 | 3.3 | 20.0 | 20.0 | 20.0 | 20 | 66 | | | 20.0 | |
| 3.48 | SB | 30 | 12 | 40.0 | 6.7 | 40.0 | 40.0 | 40.0 | 20 | 96 | 30 | | | 40.0 |
| 3.51 | NB | 6 | 12 | 8.0 | 1.3 | 8.0 | 8.0 | 8.0 | 20 | 48 | | 8.0 | | |
| 3.53 | NB | 40 | 12 | 53.3 | 8.9 | 53.3 | 53.3 | 53.3 | 20 | 116 | 40 | | | 53.3 |
| 3.53 | SB | 40 | 12 | 53.3 | 8.9 | 53.3 | 53.3 | 53.3 | 20 | 116 | 40 | | | 53.3 |
| 3.54 | NB | 15 | 12 | 20.0 | 3.3 | 20.0 | 20.0 | 20.0 | 20 | 66 | | | 20.0 | |
| 3.54 | SB | 10 | 12 | 13.3 | 2.2 | 13.3 | 13.3 | 13.3 | 20 | 56 | | 13.3 | | |
| 3.55 | SB | 50 | 12 | 66.7 | 11.1 | 66.7 | 66.7 | 66.7 | 20 | 136 | 50 | | | 66.7 |
| 3.56 | NB | 20 | 12 | 26.7 | 4.4 | 26.7 | 26.7 | 26.7 | 20 | 76 | 20 | | | 26.7 |
| 3.56 | SB | 20 | 12 | 26.7 | 4.4 | 26.7 | 26.7 | 26.7 | 20 | 76 | 20 | | | 26.7 |
| 3.58 | NB | 6 | 12 | 8.0 | 1.3 | 8.0 | 8.0 | 8.0 | 20 | 48 | | 8.0 | | |
| 3.58 | SB | 6 | 12 | 8.0 | 1.3 | 8.0 | 8.0 | 8.0 | 20 | 48 | | 8.0 | | |
| 3.59 | SB | 6 | 12 | 8.0 | 1.3 | 8.0 | 8.0 | 8.0 | 20 | 48 | | 8.0 | | |
| 3.62 | NB | 6 | 12 | 8.0 | 1.3 | 8.0 | 8.0 | 8.0 | 20 | 48 | | 8.0 | | |
| SUBTOTALS | | | | | 199.8 | 1198.7 | 1198.7 | 1198.7 | 1659.0 | 4786.0 | 369.0 | 554.7 | 152.0 | 652.0 |

MODEL: s:\MODEL\MARIS
FILE: MARIS_Plan\p11m\m11a.dwg, illinois.gov\p11\DOT\Documents\DOT_Offices\Illin\DOT_076M71\CADDData\CAD\Sheets\DOT_076M71-Sub-schedule.dgn

| | | |
|------------------------------|------------------|-----------------|
| USER NAME = bergmd | DESIGNED - _____ | REVISED - _____ |
| | DRAWN - _____ | REVISED - _____ |
| PLOT SCALE = 100.0000' / in. | CHECKED - _____ | REVISED - _____ |
| PLOT DATE = 11/21/2019 | DATE - _____ | REVISED - _____ |

**STATE OF ILLINOIS
DEPARTMENT OF TRANSPORTATION**

CLASS B PATCHING SCHEDULE

SCALE: _____ SHEET ____ OF ____ SHEETS STA. _____ TO STA. _____

| | | | | |
|---------------------------|---------------|----------|--------------|-----------|
| F.A.P. RTE. | SECTION | COUNTY | TOTAL SHEETS | SHEET NO. |
| 312/861A | (110/111)PP-1 | RANDOLPH | 15 | 10 |
| CONTRACT NO. 76M71 | | | | |
| ILLINOIS FED. AID PROJECT | | | | |

