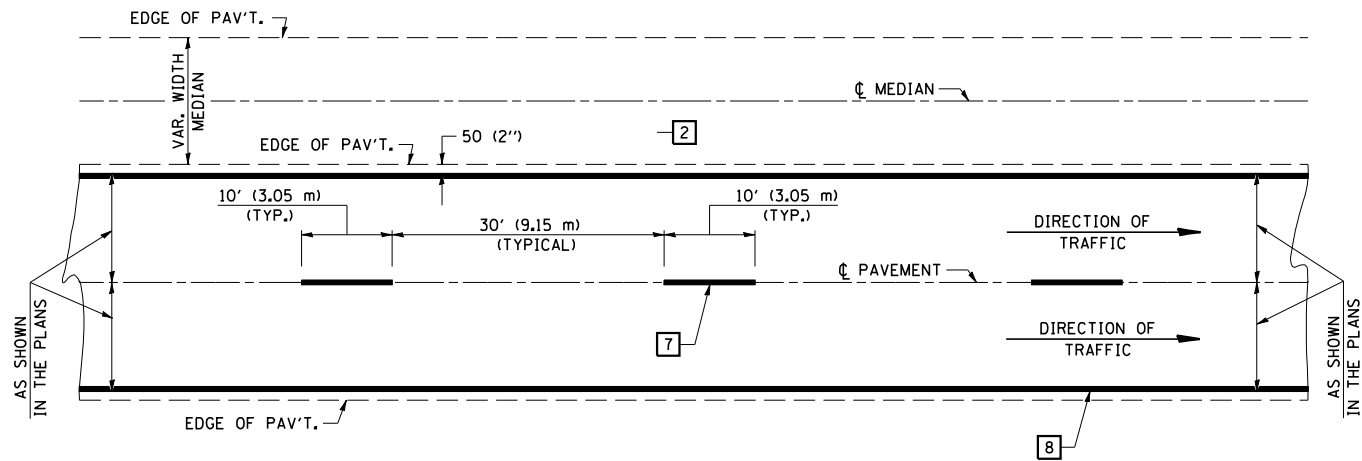


F.A. RTE. VAR.	SECTION	COUNTY	TOTAL SHEETS	SHEET NO.
.	.	**	24	24

• D5 CRACK & JOINT SEAL 2008-2
 ** CHAMPAIGN, DOUGLAS & EDGAR

CENTERLINE INTERSTATE OR MULTI-LANE TWO WAY DIVIDED HIGHWAY

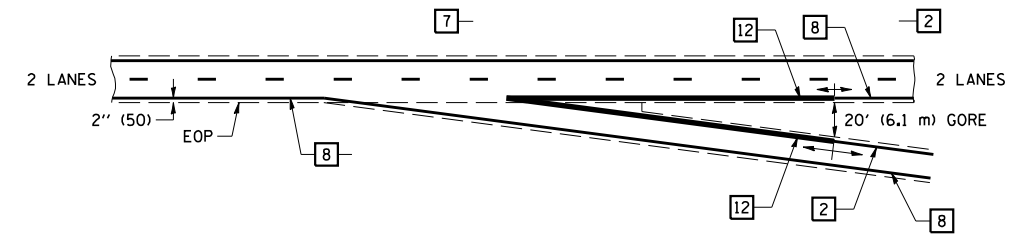


NOTE: PAVEMENT MARKINGS ARE TO BE EXTENDED THROUGH OMISSIONS WHEN APPLICABLE.

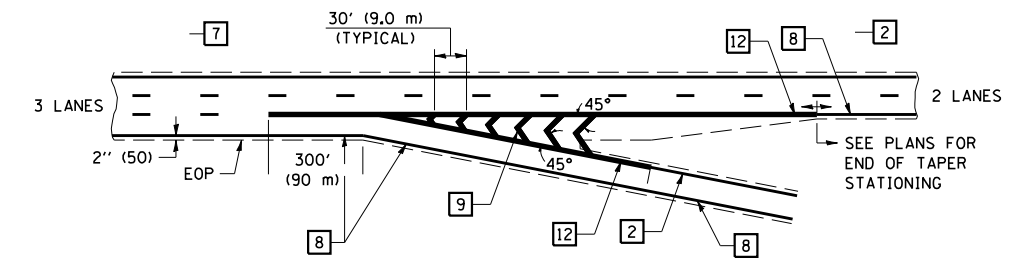
NOTE: SEE ARTICLES 780.04 & 781.03 FOR LOCATION OF STRIPES AND MARKERS RELATIVE TO EDGES OR JOINTS.

FOR RAISED REFLECTIVE PAVEMENT MARKERS, REFER TO STANDARD 781001.

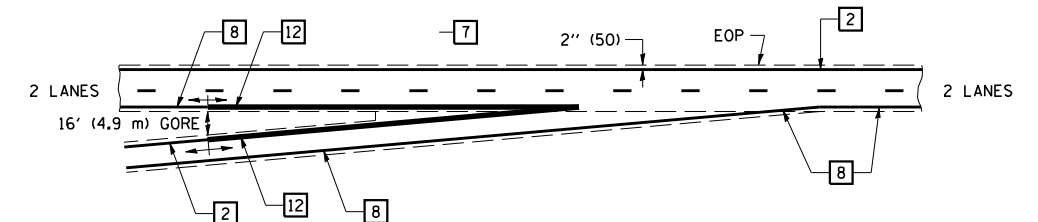
TYPICAL EXIT RAMP TERMINAL



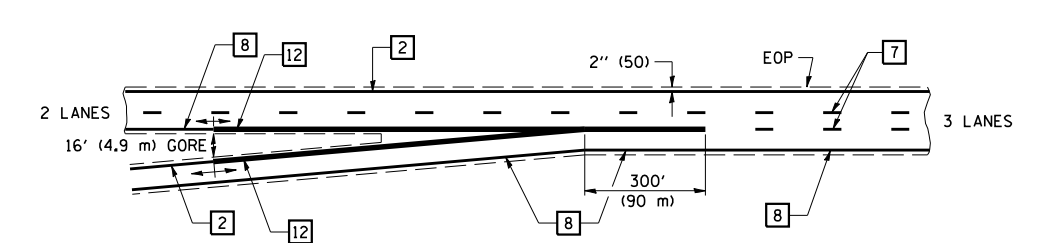
EXIT RAMP TERMINAL with EXCLUSIVE (auxiliary) LANE



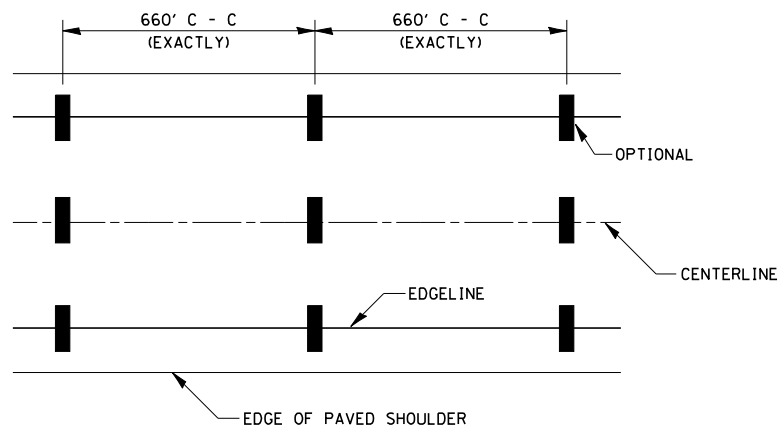
TYPICAL ENTRANCE RAMP TERMINAL



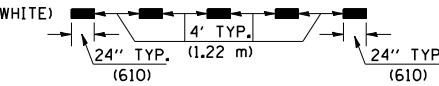
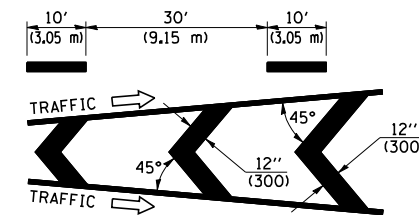
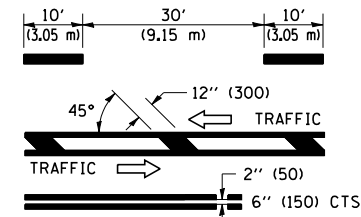
ENTRANCE RAMP TERMINAL with EXCLUSIVE LANE



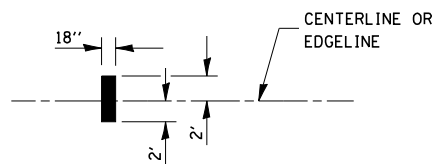
TYPICAL PAVEMENT MARKING LEGEND



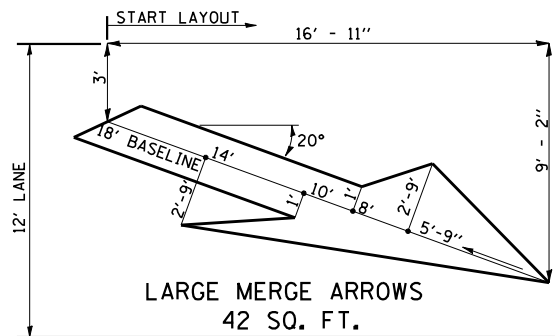
- 1 4" (100) SKIP-DASH (YELLOW)
- 2 4" (100) SOLID (YELLOW)
- 3 12" (300) DIAGONAL (YELLOW)
- 4 4" (100) DOUBLE YELLOW (NARROW)
- 5 RESERVED
- 6 RESERVED
- 7 4" (100) SKIP-DASH (WHITE)
- 8 4" (100) SOLID (WHITE)
- 9 12" (300) DIAGONAL (WHITE)
- 10 6" (150) SOLID (WHITE)
- 11 24" (600) STOP BAR (WHITE)
- 12 8" (200) SOLID (WHITE)
- 13 4" (100) LANE LINE EXTENSIONS (WHITE)



IT WILL BE NECESSARY TO HAVE A REPRESENTATIVE OF THE STATE POLICE PRESENT SO THAT THE ACCURACY OF MEASUREMENT CAN BE ATTESTED TO IN COURT.



AERIAL SPEED CHECK ZONES



Note: All dimensions are in INCHES (millimeters) unless otherwise shown.

DATE	REVISIONS	NAME
11/06	REPLACED DETAIL F-5.22	TJB

ILLINOIS DEPARTMENT OF TRANSPORTATION
**PAVEMENT MARKING
 (INTERSTATE & MULTI-LANE APPLICATIONS)**
DISTRICT 5 DETAIL NO. 7800BBBB