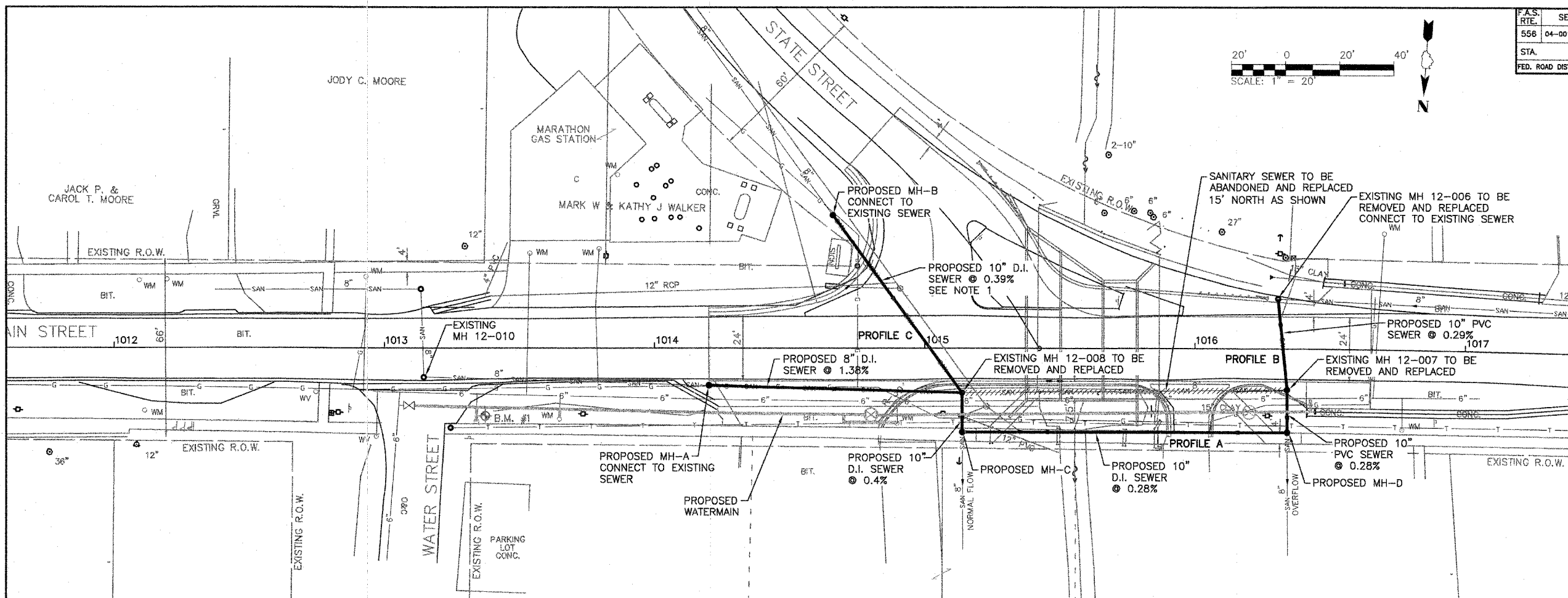
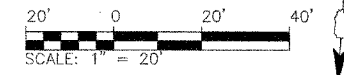
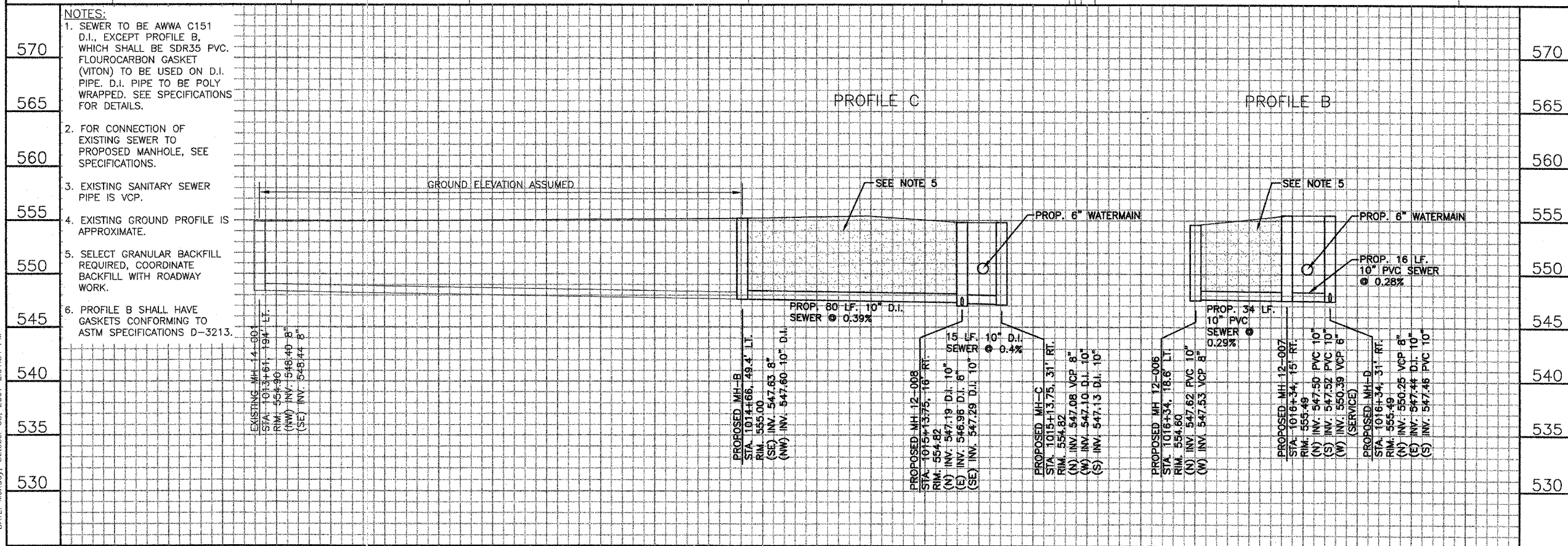
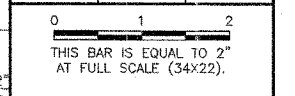


F.A.S. RTE.	SECTION	COUNTY	TOTAL SHEETS	SHEET NO.
556	04-0019-03-BR	SANGAMON	26	11
STA.		TO STA.		
FED. ROAD DIST. NO.5		ILLINOIS FED. AID PROJECT		



REVISIONS		
NUMBER	BY	DATE



- NOTES:**
- SEWER TO BE AWWA C151 D.I., EXCEPT PROFILE B, WHICH SHALL BE SDR35 PVC. FLOUROCARBON GASKET (VITON) TO BE USED ON D.I. PIPE. D.I. PIPE TO BE POLY WRAPPED. SEE SPECIFICATIONS FOR DETAILS.
 - FOR CONNECTION OF EXISTING SEWER TO PROPOSED MANHOLE, SEE SPECIFICATIONS.
 - EXISTING SANITARY SEWER PIPE IS VCP.
 - EXISTING GROUND PROFILE IS APPROXIMATE.
 - SELECT GRANULAR BACKFILL REQUIRED, COORDINATE BACKFILL WITH ROADWAY WORK.
 - PROFILE B SHALL HAVE GASKETS CONFORMING TO ASTM SPECIFICATIONS D-3213.

PATH: L:\Sangamon\0402901\Draw\Sheets
 FILE: C-SWR_PLAN-B-C-Prop.dwg
 UPDATE BY: Shannon Brady
 DATE: Monday, October 08, 2007 2:01:54 PM

**VILLAGE OF ROCHESTER
 ROCHESTER, ILLINOIS**
**WATERMAIN & SANITARY SEWER REPLACEMENT
 EAST MAIN STREET BRIDGE
 EAST MAIN STREET SEWER
 PROPOSED PLAN AND PROFILE B & C**

© Copyright 2007, Inc.

CMT
 CRAWFORD, MURPHY & TILLY, INC.
 CONSULTING ENGINEERS
 License No. 94-000519

Timothy F. Sumner
 10/08/07
 Expires 11/30/07

PROFESSIONAL ENGINEER • STATE OF ILLINOIS
 LICENSE NO. 008-051057

DESIGN BY:	SJB
DRAWN BY:	RDM
CHECKED BY:	SJB
APPROVED BY:	<i>[Signature]</i>
DATE:	OCTOBER 15, 2007
JOB No:	07044-04-00
SHEET	3 OF 6 SHEETS