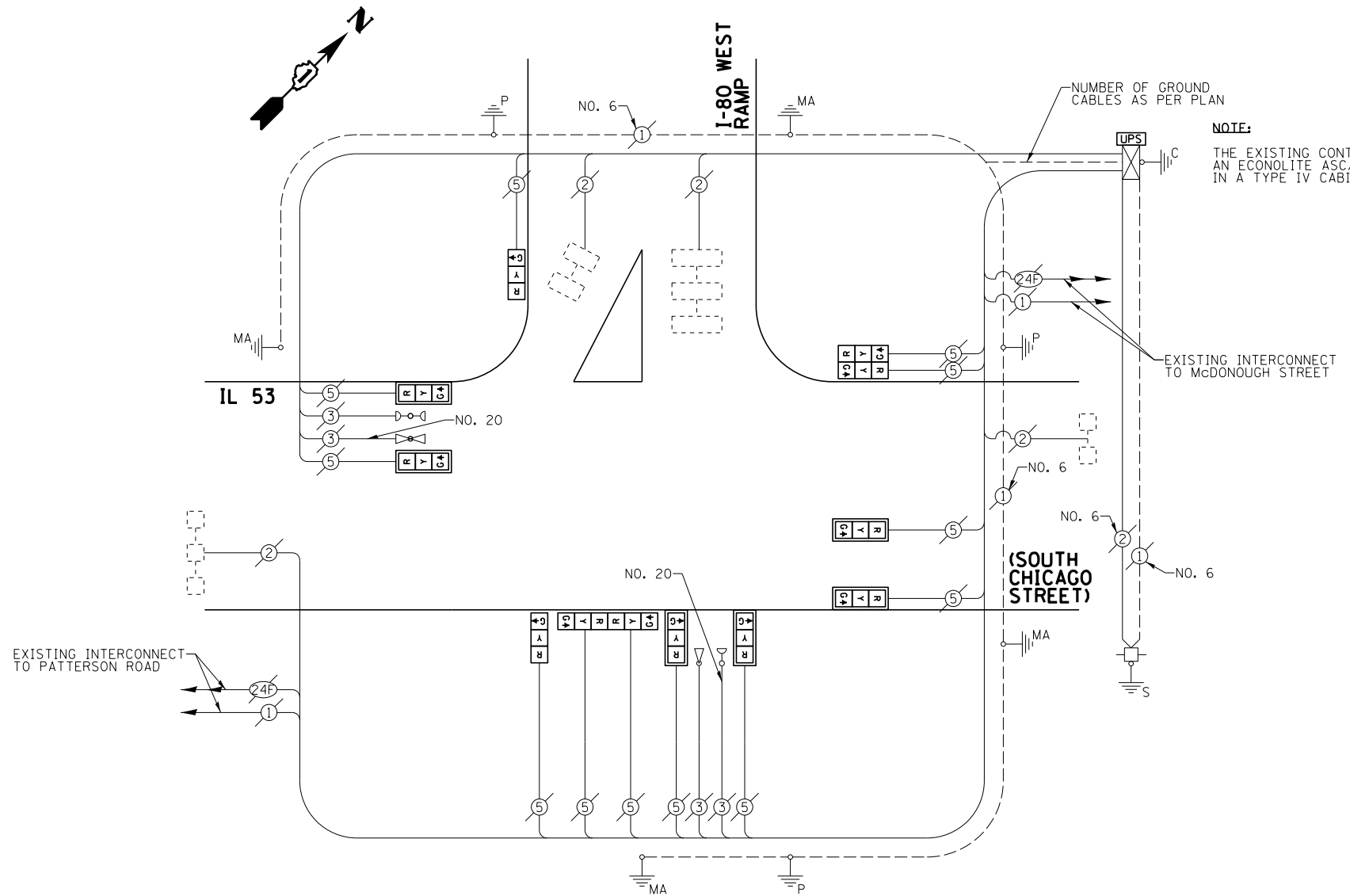


SCHEDULE OF QUANTITIES  
IL 53 (S. CHICAGO ST) AT I-80 WEST RAMP

NO.	QUANT.	UNIT	DESCRIPTION
1.	1	EACH	MAINTENANCE OF EXISTING TRAFFIC SIGNAL INSTALLATION
2.	6	EACH	SIGNAL HEAD, LED, 1-FACE, 3-SECTION, MAST-ARM MOUNTED
3.	2	EACH	SIGNAL HEAD, LED, 1-FACE, 3-SECTION, BRACKET MOUNTED
4.	2	EACH	SIGNAL HEAD, LED, 2-FACE, 3-SECTION, BRACKET MOUNTED
5.	6	EACH	TRAFFIC SIGNAL BACKPLATE, LOUVERED, ALUMINUM
6.	1	EACH	MODIFY EXISTING CONTROLLER CABINET
7.	1	EACH	REMOVE EXISTING TRAFFIC SIGNAL EQUIPMENT
8.	1	EACH	UNINTERRUPTIBLE POWER SUPPLY, SPECIAL



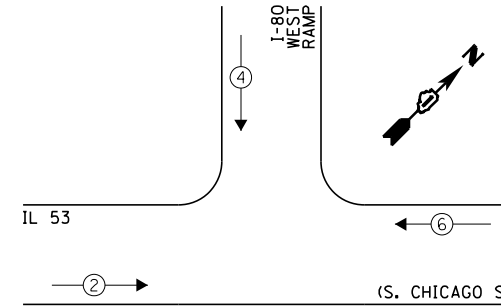
**NOTE:**  
THE EXISTING CONTROLLER IS AN ECONOLITE ASC/2S-2100 IN A TYPE IV CABINET.

**CABLE PLAN**

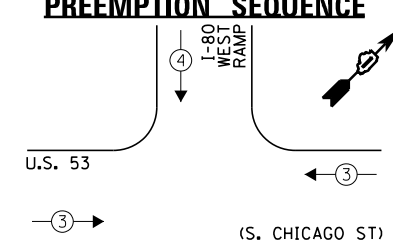
THE FOLLOWING ITEMS SHALL BE REMOVED BY THE CONTRACTOR AND SHALL BE DISPOSED OF BY THEM OUTSIDE THE RIGHT-OF-WAY AT THEIR EXPENSE. THE SALVAGE VALUE OF THE REMOVED EQUIPMENT SHALL BE REFLECTED IN THE CONTRACT BID PRICE.

- 12 EACH TRAFFIC SIGNAL HEAD, 3-SECTION
- 6 EACH TRAFFIC SIGNAL BACKPLATE

**CONTROLLER SEQUENCE**



**EMERGENCY VEHICLE PREEMPTION SEQUENCE**



**LEGEND:**

- ◀ \* — SINGLE ENTRY PHASE
- ◀ \* — DUAL ENTRY PHASE
- ◀ \* ▶ — PEDESTRIAN PHASE
- \* — NUMBER REFERS TO ASSOCIATED PHASE
- ◀ \* ▶ — OVERLAP

**PHASE DESIGNATION DIAGRAM**

EXISTING EMERGENCY VEHICLE PREEMPTORS		
EMERGENCY VEHICLE PREEMPTOR	3	4
MOVEMENT	←	↓

I.D.O.T. TRAFFIC SIGNAL INSTALLATION ELECTRICAL SERVICE REQUIREMENTS					TOTAL WATTAGE
TYPE	NO. LAMPS	WATTAGE INCAND.	L.E.D.	OPERATION	
SIGNAL (RED)	12	135	17	0.50	102.0
SIGNAL (YELLOW)	12	135	25	0.25	75.0
SIGNAL (GREEN)	12	135	15	0.25	45.0
ARROW	-	135	12	0.10	-
PED. SIGNAL	-	90	25	1.00	-
CONTROLLER	1	-	100	1.00	100.0
LUMINAIRE	-	-	250	0.50	-
L.E.D. ST. NAME SIGN	-	-	64	0.50	-
VIDEO SYSTEM	-	-	150	1.00	-
BATTERY BACKUP	1	-	25	1.00	25.0
ILLUMINATED SIGN	-	-	25	0.05	-
TOTAL =					347.0

ENERGY COSTS - BILLED TO: IL DEPT. OF TRANSPORTATION  
(ADDRESS) 201 W. CENTER COURT  
(ADDRESS) SCHAUMBURG, IL 60196-1096

ENERGY SUPPLY - CONTACT: \_\_\_\_\_  
PHONE: \_\_\_\_\_  
COMPANY: \_\_\_\_\_

THE TRAFFIC SIGNAL CONTROL EQUIPMENT FOR THIS PROJECT SHALL BE "ECONOLITE" TO MATCH THE EXISTING ADJACENT SYSTEM.

FILE NAME =	USER NAME = blumbergpa	DESIGNED - JRD	REVISED - PB 11/08/12
S:\WP\Design\PB\60V74 Will County LED Installation\Final revisions CADD 11-5-12\60V74-2012.dwg	DRAWN - ZCW	REVISIONS	REVISIONS
Default	PLOT SCALE = 40.000000' / in.	CHECKED - KLB	REVISIONS
	PLOT DATE = 11/9/2012	DATE - 10-12-12	REVISIONS

STATE OF ILLINOIS  
DEPARTMENT OF TRANSPORTATION

SCHEDULE OF QUANTITIES, CABLE PLAN, PHASE DESIGNATION DIAGRAM, & EMERGENCY VEHICLE PREEMPTION SEQUENCE  
IL 53 (S. CHICAGO ST) AT I-80 WEST RAMP

SCALE: NONE SHEET OF SHEETS STA. TO STA.

F.A. RTE.	SECTION	COUNTY	TOTAL SHEETS	SHEET NO.
VARIABLES	2012-067 I	WILL	39	20
CONTRACT NO. 60V74				

GHA #4085.886  
ILLINOIS FED. AID PROJECT