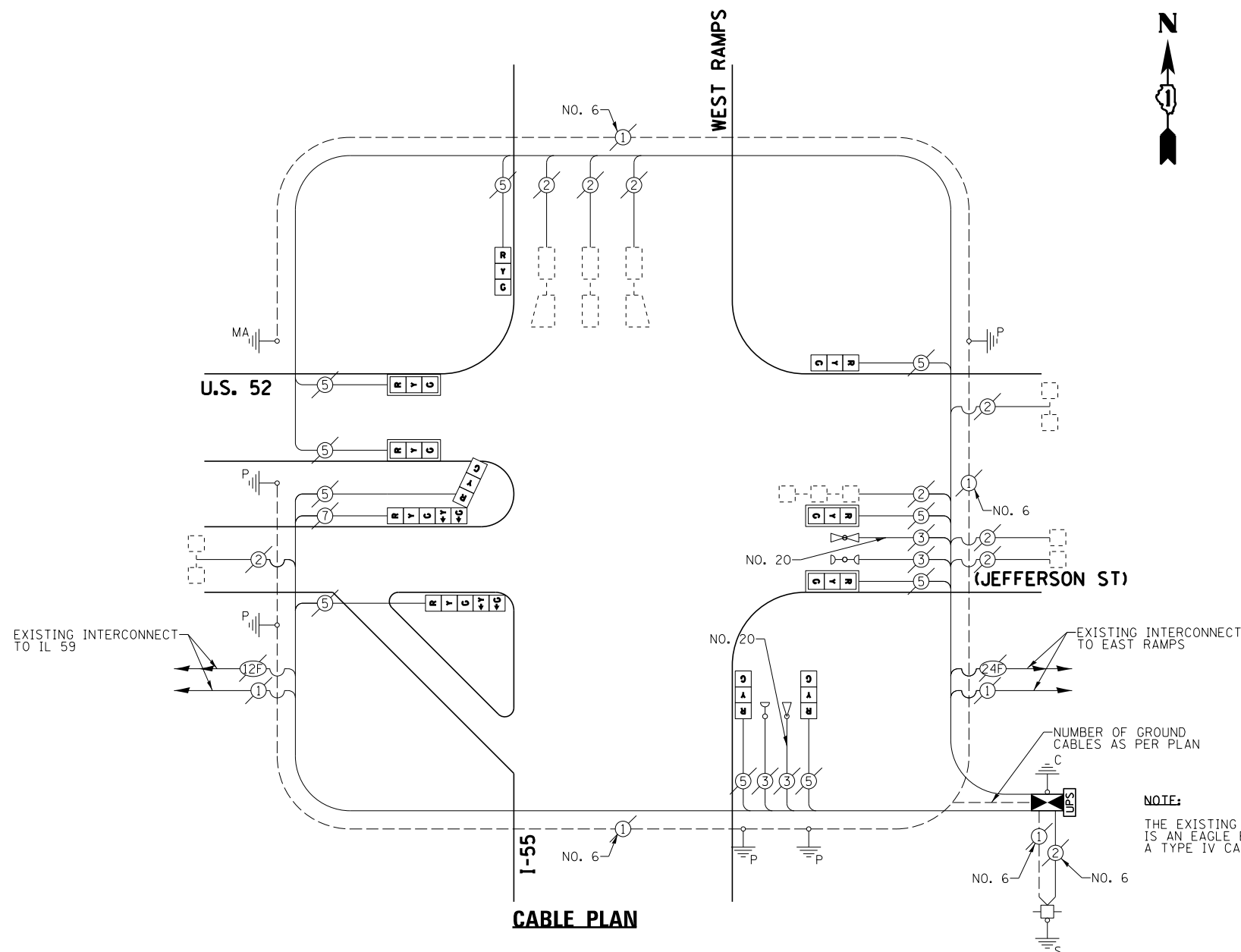


SCHEDULE OF QUANTITIES
U.S. 52 (JEFFERSON ST) AT I-55 WEST RAMPS

TS 22185

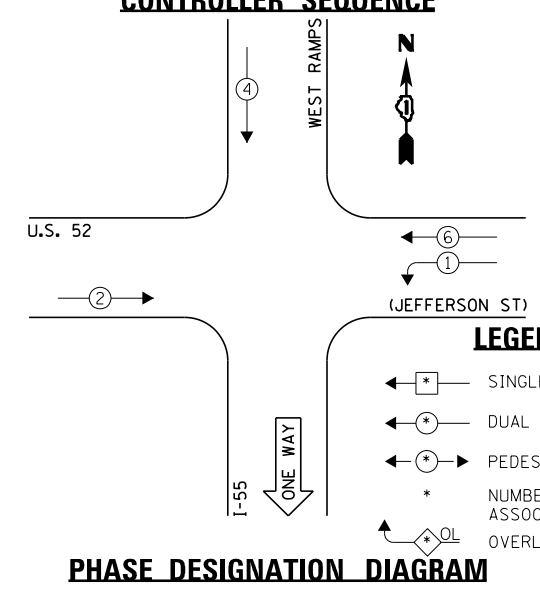
NO.	QUANT.	UNIT	DESCRIPTION
1.	1	EACH	MAINTENANCE OF EXISTING TRAFFIC SIGNAL INSTALLATION
2.	1	EACH	TRANSCIEVER - FIBER OPTIC
3.	8	EACH	INDUCTIVE LOOP DETECTOR
4.	1	EACH	REMOVE EXISTING TRAFFIC SIGNAL EQUIPMENT
5.	1	EACH	FULL-ACTUATED CONTROLLER AND TYPE IV CABINET, SPECIAL
6.	1	EACH	UNINTERRUPTABLE POWER SUPPLY, SPECIAL
7.	1	EACH	SIGNAL HEAD, LED, 2-FACE, 1-3 SECTION, 1-5 SECTION, BRACKET MOUNTED, RETROFIT
8.	4	EACH	SIGNAL HEAD, LED, 1-FACE, 3-SECTION, BRACKET MOUNTED, RETROFIT
9.	4	EACH	SIGNAL HEAD, LED, 1-FACE, 3-SECTION, MAST ARM MOUNTED, RETROFIT
10.	1	EACH	SIGNAL HEAD, LED, 1-FACE, 5-SECTION, BRACKET MOUNTED, RETROFIT



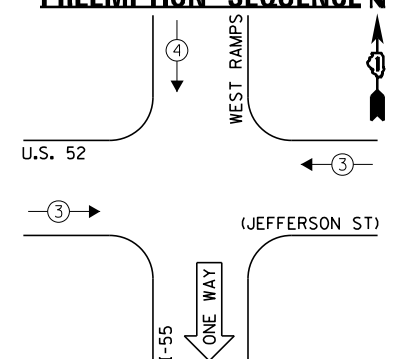
NOTE:
THE EXISTING CONTROLLER IS AN EAGLE EPAC 300 IN A TYPE IV CABINET.

RETROFIT ALL EXISTING TRAFFIC SIGNAL HEADS TO L.E.D.

EXISTING AND PROPOSED CONTROLLER SEQUENCE



EXISTING AND PROPOSED EMERGENCY VEHICLE PREEMPTION SEQUENCE



EXISTING EMERGENCY VEHICLE PREEMPTORS	
EMERGENCY VEHICLE PREEMPTOR	3
MOVEMENT	4

THE FOLLOWING ITEMS SHALL BE REMOVED BY THE CONTRACTOR AND SHALL BE DISPOSED OF BY THEM OUTSIDE THE RIGHT-OF-WAY AT THEIR EXPENSE. THE SALVAGE VALUE OF THE REMOVED EQUIPMENT SHALL BE REFLECTED IN THE CONTRACT BID PRICE.

- 1 EACH CONTROLLER AND CABINET (COMPLETE)

CONSTRUCTION NOTE
RELOCATION OF THE EXISTING PHASING UNIT FOR THE EMERGENCY VEHICLE PRE-EMPTION SYSTEM IS INCLUDED IN THE COST OF THE FULL-ACTUATED CONTROLLER AND TYPE IV CABINET, SPECIAL

THE TRAFFIC SIGNAL CONTROL EQUIPMENT FOR THIS PROJECT SHALL BE "EAGLE" TO MATCH THE EXISTING ADJACENT SYSTEM.

I.D.O.T. TRAFFIC SIGNAL INSTALLATION ELECTRICAL SERVICE REQUIREMENTS					TOTAL WATTAGE
TYPE	NO. LAMPS	INCAND.	L.E.D.	OPERATION	
SIGNAL (RED)	11	135	17	0.50	93.5
SIGNAL (YELLOW)	11	135	25	0.25	68.75
SIGNAL (GREEN)	11	135	15	0.25	41.25
ARROW	4	135	12	0.10	4.8
PED. SIGNAL	-	90	25	1.00	-
CONTROLLER	1	-	100	1.00	100.0
LUMINAIRE	-	-	250	0.50	-
L.E.D. ST. NAME SIGN	-	-	64	0.50	-
VIDEO SYSTEM	-	-	150	1.00	-
BATTERY BACKUP	1	-	25	1.00	25.0
ILLUMINATED SIGN	-	-	25	0.05	-
TOTAL =					333.3

FILE NAME =	USER NAME = blumbergpa	DESIGNED - JRD	REVISED - 11/08/2012
S:\WP\Design\PB\60V74 Will County LED Installation\Final revisions CADD 11-5-12\60V74-2	DRAWN - ZCW	REVISIONS	REVISIONS
Default	PLOT SCALE = 40.000000' / in.	CHECKED - KLB	REVISIONS
	PLOT DATE = 11/8/2012	DATE - 10-12-12	REVISIONS

STATE OF ILLINOIS
DEPARTMENT OF TRANSPORTATION

SCHEDULE OF QUANTITIES, CABLE PLAN, PHASE DESIGNATION DIAGRAM, & EMERGENCY VEHICLE PREEMPTION SEQUENCE
U.S. 52 (JEFFERSON ST) AT I-55 WEST RAMPS

SCALE: NONE SHEET OF SHEETS STA. TO STA.

F.A. RTE.	SECTION	COUNTY	TOTAL SHEETS	SHEET NO.
VARIES	2012-067 I	WILL	39	23
CONTRACT NO. 60V74				

GHA #4085.886

ILLINOIS FED. AID PROJECT