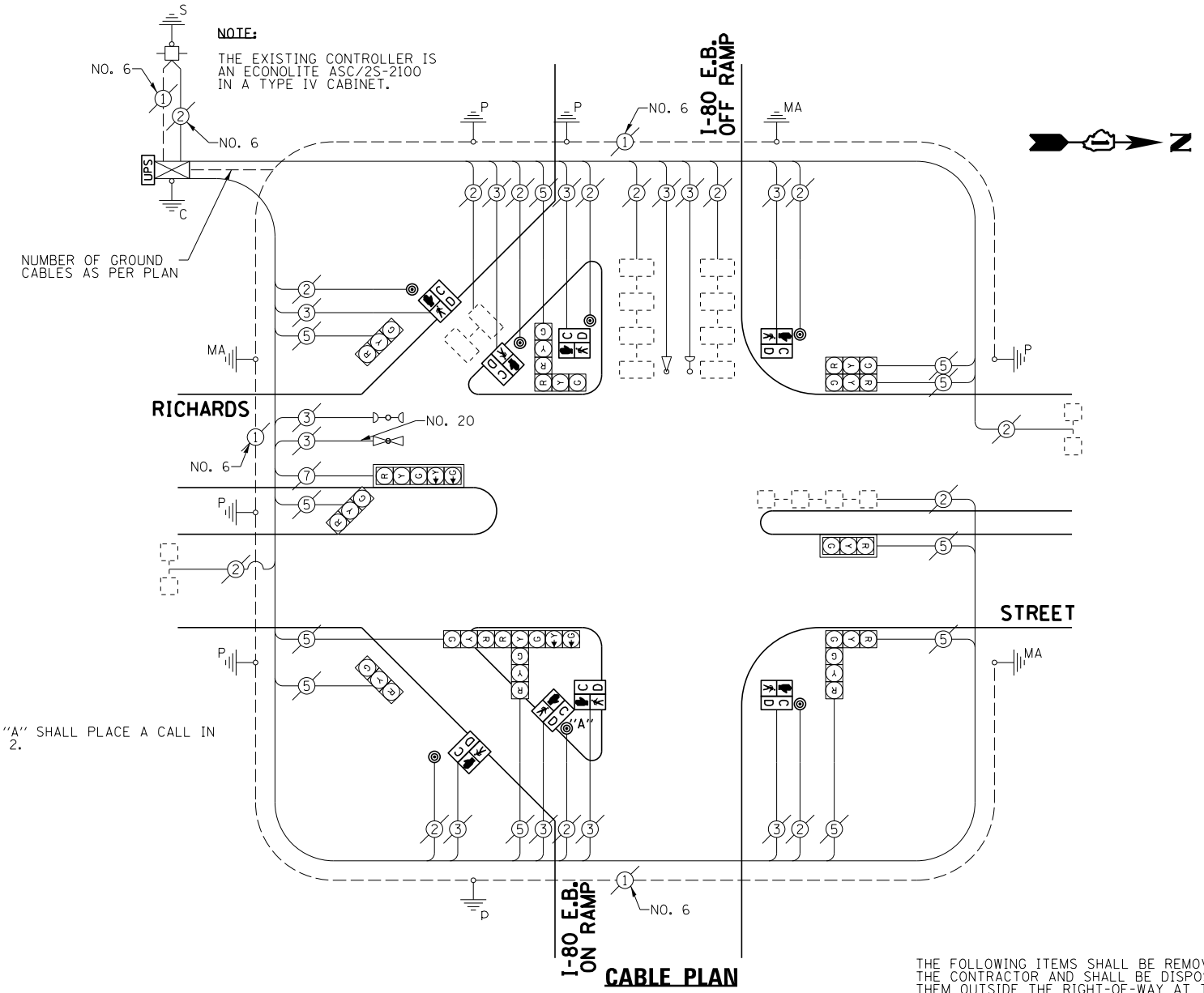


SCHEDULE OF QUANTITIES
RICHARDS STREET AT I-80 SOUTH RAMPS

NO.	QUANT.	UNIT	DESCRIPTION
1.	1	EACH	MAINTENANCE OF EXISTING TRAFFIC SIGNAL INSTALLATION
2.	6	EACH	PEDESTRIAN SIGNAL HEAD, LED, 1-FACE, BRACKET MOUNTED WITH COUNTDOWN TIMER
3.	1	EACH	PEDESTRIAN SIGNAL HEAD, LED, 2-FACE, BRACKET MOUNTED WITH COUNTDOWN TIMER
4.	1	EACH	MODIFY EXISTING CONTROLLER
5.	1	EACH	MODIFY EXISTING CONTROLLER CABINET
6.	1	EACH	REMOVE EXISTING TRAFFIC SIGNAL EQUIPMENT
7.	1	EACH	UNINTERRUPTIBLE POWER SUPPLY, SPECIAL
8.	7	EACH	PEDESTRIAN PUSH-BUTTON, NON-LATCHING

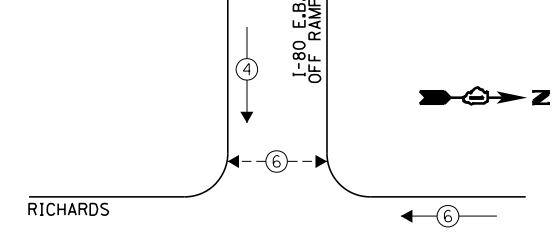


NOTE:
PUSH BUTTON "A" SHALL PLACE A CALL IN PHASES 4 AND 2.

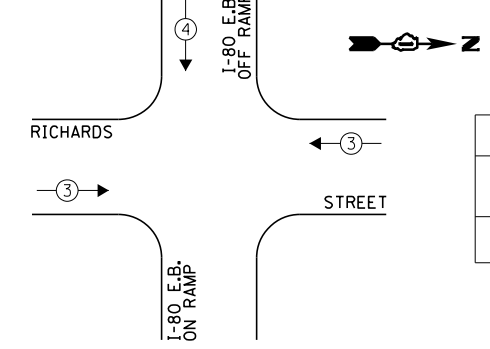
THE FOLLOWING ITEMS SHALL BE REMOVED BY THE CONTRACTOR AND SHALL BE DISPOSED OF BY THEM OUTSIDE THE RIGHT-OF-WAY AT THEIR EXPENSE. THE SALVAGE VALUE OF THE REMOVED EQUIPMENT SHALL BE REFLECTED IN THE CONTRACT BID PRICE.

- 6 EACH PEDESTRIAN SIGNAL HEAD, 1-FACE
- 1 EACH PEDESTRIAN SIGNAL HEAD, 2-FACE
- 7 EACH PEDESTRIAN PUSH-BUTTON

CONTROLLER SEQUENCE



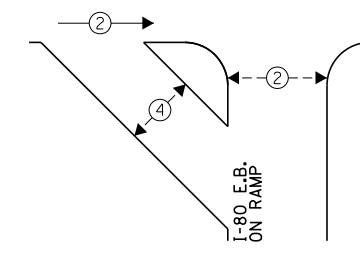
EMERGENCY VEHICLE PREEMPTION SEQUENCE



EXISTING EMERGENCY VEHICLE PREEMPTORS	
EMERGENCY VEHICLE PREEMPTOR	3
MOVEMENT	4

- LEGEND:
- ◀ * → SINGLE ENTRY PHASE
 - ◀ * DUAL ENTRY PHASE
 - ◀ * → PEDESTRIAN PHASE
 - * NUMBER REFERS TO ASSOCIATED PHASE
 - ↔ OL OVERLAP

PHASE DESIGNATION DIAGRAM



I.D.O.T. TRAFFIC SIGNAL INSTALLATION ELECTRICAL SERVICE REQUIREMENTS					TOTAL WATTAGE
TYPE	NO. LAMPS	INCAND.	L.E.D.	OPERATION	
SIGNAL (RED)	14	135	17	0.50	119.0
SIGNAL (YELLOW)	14	135	25	0.25	87.5
SIGNAL (GREEN)	14	135	15	0.25	52.5
ARROW	4	135	12	0.10	4.8
PED. SIGNAL	8	90	25	1.00	200.0
CONTROLLER	1	-	100	1.00	100.0
LUMINAIRE	-	-	250	0.50	-
L.E.D. ST. NAME SIGN	-	-	64	0.50	-
VIDEO SYSTEM	-	-	150	1.00	-
BATTERY BACKUP	1	-	25	1.00	25.0
ILLUMINATED SIGN	-	-	25	0.05	-
TOTAL =					588.8

ENERGY COSTS - BILLED TO: CITY OF JOLIET
(ADDRESS) 921 E. WASHINGTON ST
(ADDRESS) JOLIET, IL 60433

ENERGY SUPPLY - CONTACT: _____
PHONE: _____
COMPANY: _____

FILE NAME =	USER NAME = blumbergpa	DESIGNED - JRD	REVISED - PB 11/02/12
S:\WP\Design\PB\60V74 Will County LED Installation\Final revisions CADD 10-25-12\60V74-	DRAWN - ZCW	CHECKED - KLB	REVISED -
Default	PLOT SCALE = 40.000000 ' / in.	DATE - 10-12-12	REVISED -

STATE OF ILLINOIS
DEPARTMENT OF TRANSPORTATION

SCHEDULE OF QUANTITIES, CABLE PLAN, PHASE DESIGNATION DIAGRAM, & EMERGENCY VEHICLE PREEMPTION SEQUENCE
RICHARDS STREET AT I-80 SOUTH RAMPS

SCALE: NONE SHEET OF SHEETS STA. TO STA.

F.A. RTE. VARIES	SECTION 2012-067 I	COUNTY WILL	TOTAL SHEETS 39	SHEET NO. 26
CONTRACT NO. 60V74				ILLINOIS FED. AID PROJECT

GHA #4085.886