NOTES FOR TEMPORARY TRAFFIC SIGNALS

1. ALL CONTROL EQUIPMENT INCLUDING EMERGENCY PRE-EMPTION AND COMMUNICATION DEVICES FOR THE TEMPORARY TRAFFIC SIGNALS SHALL BE FURNISHED BY THE CONTRACTOR.
2. ONLY CONTROLLERS SUPPLIED BY ONE OF THE DISTRICT APPROVED CLOSED LOOP EQUIPMENT MANUFACTURERS WILL BE APPROVED FOR USE AT TEMPORARY SIGNAL LOCATIONS. ALL CONTROLLERS USED FOR TEMPORARY TRAFFIC SIGNALS SHALL BE FULLY ACTUATED NEMA MICROPROCESSOR BASED WITH RS232 DATA ENTRY PORTS COMPATIBLE WITH EXISTING MONITORING SOFTWARE APPROVED BY IDOT DISTRICT 1. INSTALLED IN A NEMA TS1 OR TS2 CABINET. ONLY ONE BRAND OF CONTROLLER WILL BE ACCEPTED FOR ANY ONE CONTRACT.
3. ALL TRAFFIC SIGNAL SECTIONS AND PEDESTRIAN SIGNAL SECTIONS SHALL BE 12". HEADS SHALL BE PLACED AS INDICATED ON THE TEMPORARY TRAFFIC SIGNAL PLAN OR AS DIRECTED BY THE ENGINEER. THE CONTRACTOR SHALL FURNISH ENOUGH CABLE SLACK TO RELOCATE HEADS TO ANY POSITION ON THE SPAN WIRE OR AT LOCATIONS ILLUSTRATED ON THE PLANS FOR CONSTRUCTION STAGING. THE TEMPORARY TRAFFIC SIGNAL SHALL REMAIN IN OPERATION DURING ALL SIGNAL HEAD RELOCATIONS. EACH TEMPORARY TRAFFIC SIGNAL HEAD SHALL HAVE ITS OWN CABLE FROM THE CONTROLLER CABINET TO THE SIGNAL HEAD.
4. ALL EXISTING STREET NAME AND INTERSECTION REGULATORY SIGNS SHALL BE REMOVED FROM EXISTING POLES, RELOCATED AND SECURELY FASTENED TO THE SIGNAL SPAN WIRE OR WOOD POLE AS DIRECTED BY THE ENGINEER.
5. ANY TEMPORARY SIGNAL WITHIN AN EXISTING CLOSED LOOP TRAFFIC SIGNAL SYSTEM SHALL BE INTERCONNECTED TO THAT SYSTEM USING SIMILAR BRAND CONTROL.
6. THE TEMPORARY TRAFFIC SIGNAL SHALL HAVE SIGNAL HEAD DISPLAYS, SIGNAL HEAD PLACEMENTS, AND CONTROLLER PHASING MATCH THE EXISTING TRAFFIC SIGNAL AT THE TIME OF THE TURN ON IF NO TRAFFIC STAGING IS IN PLACE OR WILL BE STAGED ON THE DAY OF THE TURN ON.
7. UNINTERRUPTIBLE POWER SUPPLY (UPS) SYSTEMS SHALL BE INSTALLED AND MADE OPERATIONAL AT TEMPORARY TRAFFIC SIGNAL INSTALLATIONS AS INDICATED ON THE PLANS.
8. TRAFFIC SIGNAL MANAGEMENT SYSTEMS SHALL BE MAINTAINED IN OPERATION AS INDICATED ON THE PLANS OR AS DIRECTED BY THE ENGINEER. REQUIRED EQUIPMENT SHALL BE AS SHOWN ON THE PLANS AND THE CONTRACTOR SHALL PLACE THE EQUIPMENT IN OPERATION TO THE SATISFACTION OF THE ENGINEER AND THE AGENCY RESPONSIBLE FOR THE TRAFFIC SIGNAL MANAGEMENT SYSTEM.
9. DETECTION AT TEMPORARY TRAFFIC SIGNALS SHALL BE INCLUDED FOR ALL APPROACHES OF THE INTERSECTION UNLESS INDICATED OTHERWISE ON THE PLANS. THE DETECTION SYSTEM MUST MEET THE SPECIFICATIONS OF DISTRICT 1 AND THE CONTRACTOR SHALL PLACE THE DETECTORS INTO OPERATION TO THE SATISFACTION OF THE ENGINEER.
10. WHEN PAN, TILT, ZOOM CAMERAS ARE INSTALLED AT THE EXISTING INTERSECTION OR ARE CALLED FOR IN THE PLANS, THE CONTRACTOR SHALL BE RESPONSIBLE FOR INSTALLING AND MAINTAINING THE CAMERAS TO THE SATISFACTION OF THE ENGINEER AND THE AGENCY RESPONSIBLE FOR THE CAMERAS.
11. THE GENERAL CONTRACTOR IS REQUIRED TO HIRE AN ENVIRONMENTAL FIRM WITH AT LEAST FIVE (5) DOCUMENTED LEAKING UNDERGROUND STORAGE TANK CLEANUPS OR THAT IS PRE-QUALIFIED IN HAZARDOUS WASTE BY THE DEPARTMENT TO REMEDIATE THE SOIL CONTAMINATION AND MONITOR FOR WORKER PROTECTION.

R 10-5
2 REQUIRED 30" X 36"
SIGN PANEL TYPE 1

(A)

TO BE INSTALLED FOR THE FINAL STAGE OF CONSTRUCTION AND INCLUDED IN THE COST OF TEMPORARY TRAFFIC SIGNAL INSTALLATION

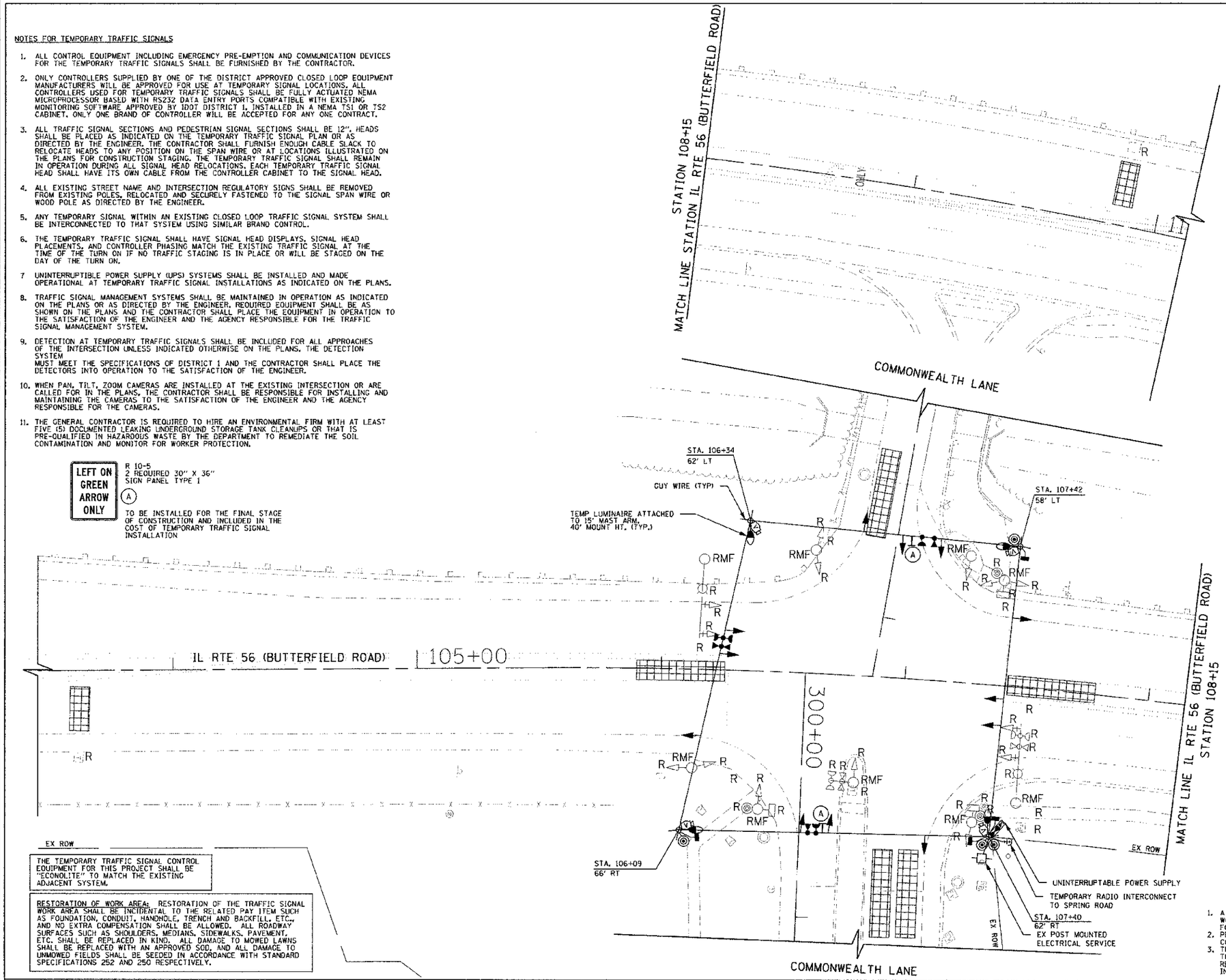

THE TEMPORARY TRAFFIC SIGNAL CONTROL EQUIPMENT FOR THIS PROJECT SHALL BE "ECONOLITE" TO MATCH THE EXISTING ADJACENT SYSTEM.

RESTORATION OF WORK AREA: RESTORATION OF THE TRAFFIC SIGNAL WORK AREA SHALL BE INCIDENTAL TO THE RELATED PAY ITEM SUCH AS FOUNDATION, CONDUIT, HANDHOLE, TRENCH AND BACKFILL, ETC., AND NO EXTRA COMPENSATION SHALL BE ALLOWED. ALL ROADWAY SURFACES SUCH AS SHOULDERS, MEDIANS, SIDEWALKS, PAVEMENT, ETC. SHALL BE REPLACED IN KIND. ALL DAMAGE TO MOWED LAWNS SHALL BE REPLACED WITH AN APPROVED SOD, AND ALL DAMAGE TO UNMOWED FIELDS SHALL BE SEEDED IN ACCORDANCE WITH STANDARD SPECIFICATIONS 252 AND 250 RESPECTIVELY.

20 0 20
SCALE IN FEET

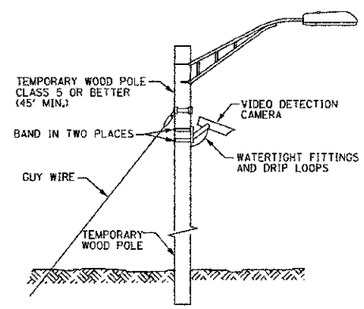

TEMPORARY VIDEO DETECTION MOUNTING DETAIL

(NOT TO SCALE)

THE FOLLOWING EXISTING TRAFFIC SIGNAL EQUIPMENT SHALL BE REMOVED BY THE CONTRACTOR AND SHALL REMAIN THE PROPERTY OF THE AGENCY LISTED BELOW. THE CONTRACTOR SHALL SAFELY STORE AND ARRANGE DELIVERY OF ALL EQUIPMENT TO THE LISTED AGENCY AS PER THE TRAFFIC SIGNAL SPECIFICATIONS.

AGENCY: CITY OF ELMHURST

DELIVER EQUIPMENT TO:
CITY OF ELMHURST
DEPT. OF PUBLIC WORKS
985 S. RIVERSIDE DRIVE
ELMHURST, IL 60126

1	EACH	CONTROLLER AND CABINET (COMPLETE)
9	EACH	INDUCTIVE LOOP AMPLIFIERS
2	EACH	STEEL COMBINATION MAST ARM ASSEMBLY AND POLE
7	EACH	SIGNAL POSTS
6	EACH	SIGNAL HEAD, 1-FACE, 3-SECTION
2	EACH	SIGNAL HEAD, 1-FACE, 5-SECTION
1	EACH	SIGNAL HEAD, 2-FACE, 2-3 SECTION
2	EACH	SIGNAL HEAD, 2-FACE, 1-3 SECTION, 1-5 SECTION
2	EACH	PEDESTRIAN SIGNAL HEAD, 1-FACE
1	EACH	PEDESTRIAN SIGNAL HEAD, 2-FACE
3	EACH	PEDESTRIAN PUSH-BUTTON
2	EACH	LIGHT DETECTOR AND BEACON
1	EACH	LIGHT DETECTOR AMPLIFIER
1	EACH	SERVICE INSTALLATION
2	EACH	LUMINAIRE

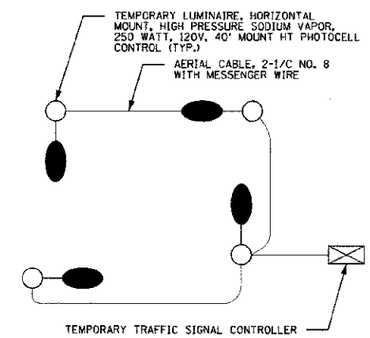

TEMPORARY LIGHTING WIRING PLAN

NOT TO SCALE

TEMPORARY LIGHTING NOTES

1. A 15' MAST ARM SHALL BE MOUNTED ON EACH TEMPORARY TRAFFIC SIGNAL WOOD POLE AS SHOWN ON THE PLAN, AND SHALL BE INCLUDED IN THE COST FOR THE TEMPORARY TRAFFIC SIGNAL INSTALLATION.
2. PROVIDE 15 AMP, 120V, CIRCUIT BREAKER IN TEMPORARY TRAFFIC SIGNAL CONTROLLER.
3. THE AERIAL CABLE AND TEMPORARY LUMINAIRES SHALL BE REMOVED ONCE THE PERMANENT LIGHTING CABLE AND CONDUIT IS INSTALLED AND OPERATIONAL. REMOVAL OF THE AERIAL CABLE AND TEMPORARY LUMINAIRE SHALL BE INCLUDED IN THE COST FOR THE TEMPORARY TRAFFIC SIGNAL INSTALLATION.

PLAN	BY	DATE
WHERE WORK IS OMITTED, ALIGNMENT CHECKED AND PLAN VERIFIED.		
NO. ____ CADD FILE NAME ____		

FILE PATH = Q:\CADD\3008\Proof\PHASE 2\Sheets\01X0008 TS Temp Sheet.dgn

TranSystems	USER NAME = kalorenz	DESIGNED - JSL	REVISED - 10/10/12	STATE OF ILLINOIS DEPARTMENT OF TRANSPORTATION	ILLINOIS ROUTE 56 (BUTTERFIELD ROAD) AT COMMONWEALTH LANE TEMPORARY TRAFFIC SIGNAL INSTALLATION AND REMOVAL PLAN
	FILE NAME = 01X0008-TS-Temp-Sheet.dgn	DRAWN - JSL	REVISED 12/13/12		
	PLOT SCALE = 20.0000 ' / in.	CHECKED - RPJ	REVISED -		
	PLOT DATE = 12/17/2012	DATE - 10/22/2012	REVISED -		SCALE: 1"=20' SHEET NO. 08 OF SHEETS

F.A.U. RTE.	SECTION	COUNTY	TOTAL SHEETS	SHEET NO.
3545	09-00170-00-CH	DUPAGE	108	43
		CONTRACT NO. 63742		
FED. ROAD DIST. NO. 7	ILLINOIS	FED. AID PROJECT		