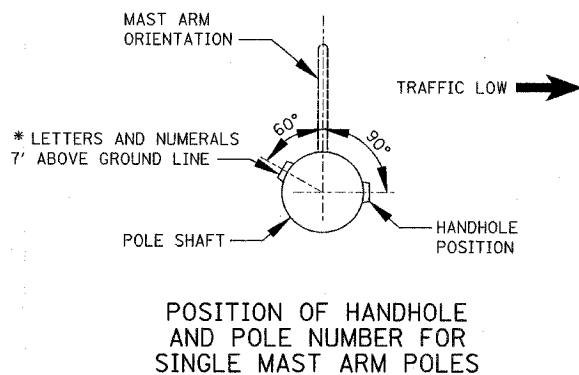
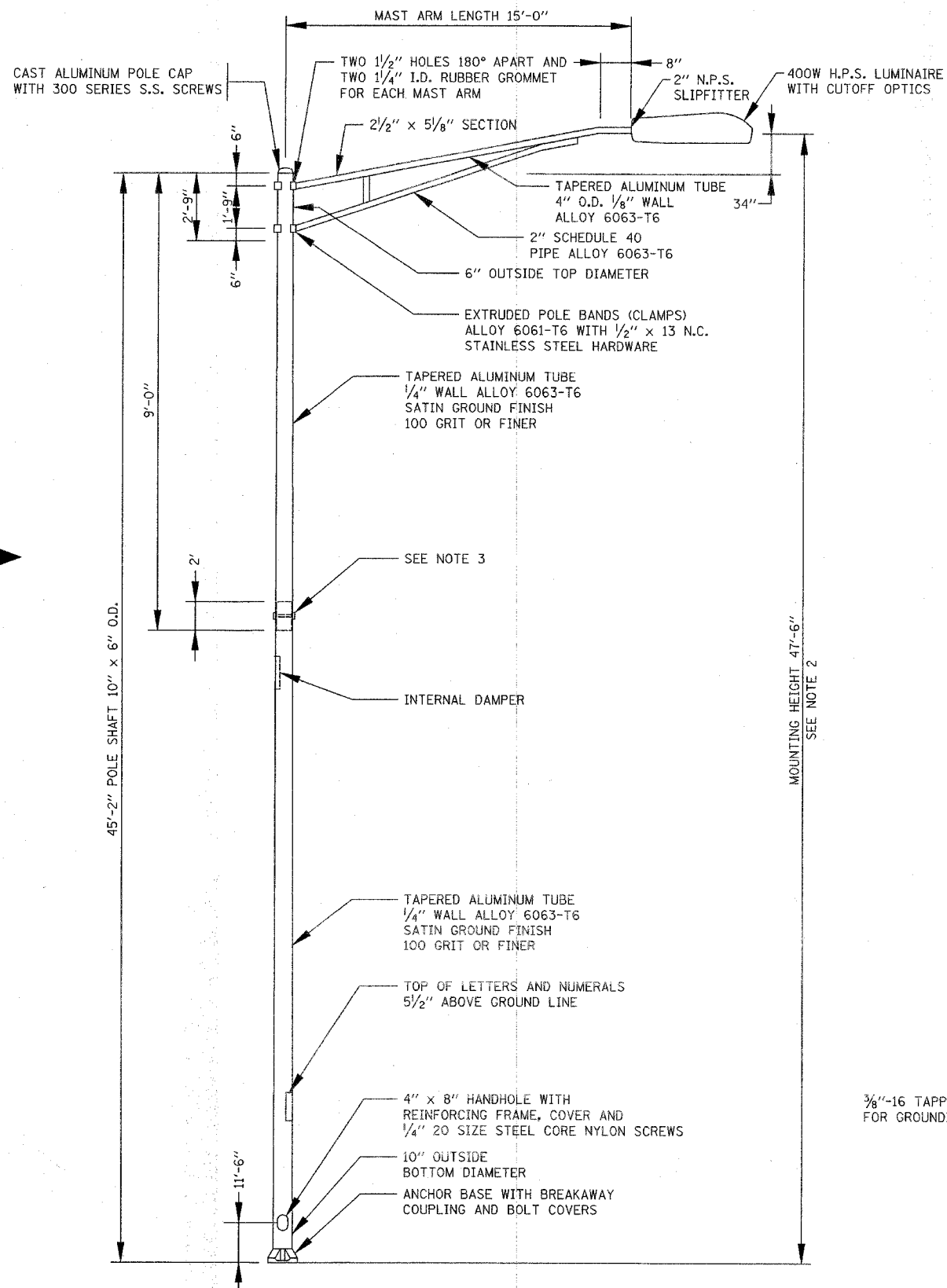


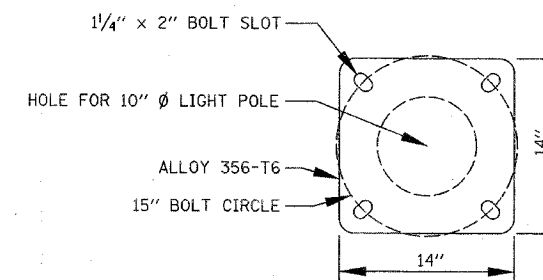
FAP REF.	SECTION	COUNTY	TOTAL SHEETS	SHEET NO.
1596	05-00029-00-LT	COOK	6	
STA. 0+00	TO	STA. 26+00		
FED. ROAD DIST. NO.	ILLINOIS	FED. AID PROJECT	M-8003 (531)	

CONTRACT NO. 83818

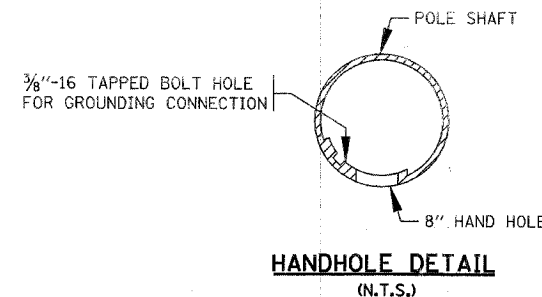


NOTES:

1. ALL DIMENSIONS ARE IN INCHES UNLESS OTHERWISE SHOWN.
2. MOUNTING HEIGHT IS DEFINED AS THE DISTANCE FROM THE CENTER LINE OF THE TENON TO THE BOTTOM OF THE ANCHOR BASE.
3. TWO PIECE SHAFT SHALL BE MATCHED, MARKED AND INTERCHANGEABLE BETWEEN DIFFERENT UNITS. FIELD DRILLING OF THE HOLES WILL NOT BE ALLOWED.
4. THE LIGHT POLE SHALL MEET AASHTO DESIGN CRITERIA AS SPECIFIED.
5. THE INSTALLING CONTRACTOR SHALL PROVIDE A U.L. LISTED GROUNDING CONNECTOR, BURNDY K2C23, T&B SP4DL OR APPROVED EQUAL.
6. LIGHT POLES SHALL NOT BE INSTALLED WITHOUT MAST ARMS AND LUMINAIRES.
7. LIGHT POLES SHALL BE SET PLUMB ON THE FOUNDATION WITHOUT THE USE OF LEVELING NUTS, WASHERS OR SHIMS.
8. LIGHTING UNIT IDENTIFICATION NUMBERS SHALL BE INSTALLED BEFORE THE LIGHTING UNIT IS ENERGIZED.



LIGHT POLE BASE PLATE DETAIL
15 INCH BOLT CIRCLE



NOTE: CONTRACTOR SHALL OBTAIN AND VERIFY ALL DIMENSIONS AND CONDITIONS AT JOB SITE AND BE FULLY RESPONSIBLE FOR SAME.

REVISIONS			REVISIONS			DRAWN	PREPARED	SEAL	<p>KNIGHT Engineers & Architects 221 North LaSalle Street Suite 300 Chicago, IL 60601-1211 Phone: (312) 577-3300</p>	CRESTWOOD - 135th STREET LIGHTING		PROJECT NO.	
NO.	DATE	REMARKS	NO.	DATE	REMARKS		OFF.			ALUMINUM LIGHT POLE 47'-6" MOUNTING HEIGHT		DATE	
						TRACED	APPROVED						SHEET NO.
						CHECKED	APPROVED						E-5