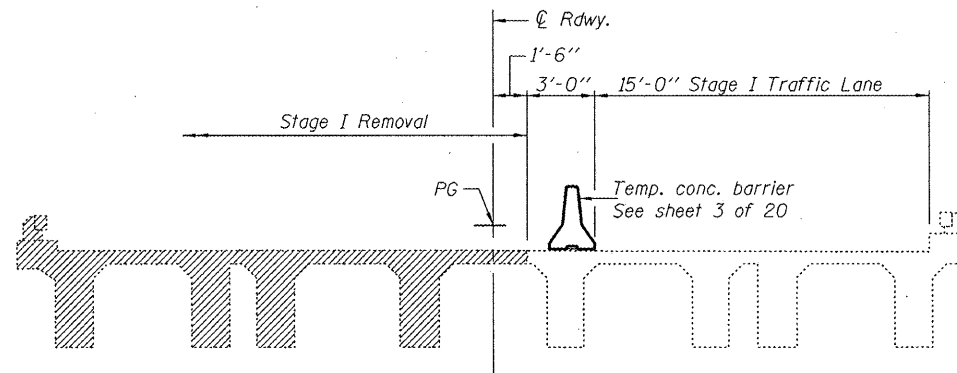


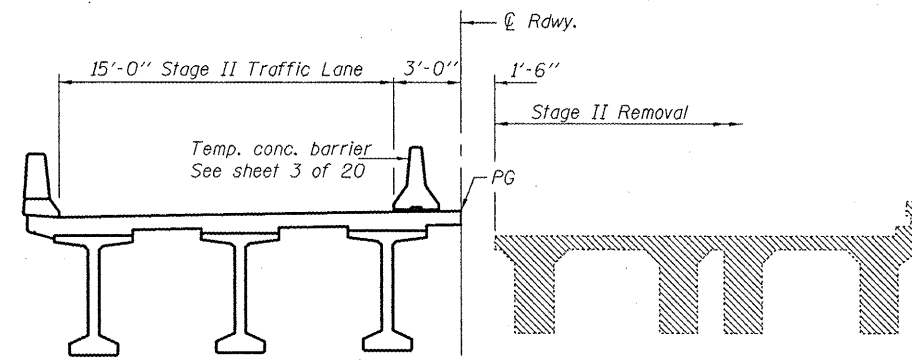
STATE OF ILLINOIS
DEPARTMENT OF TRANSPORTATION

ROUTE NO.	SECTION	COUNTY	TOTAL SHEETS	SHEET NO.	SHEET NO. 2 20 SHEETS
FAS 1190	(125B)1BR	KNOX	94	44	
FED. ROAD DIST. NO. 7	ILLINOIS	FED. AID PROJECT-			

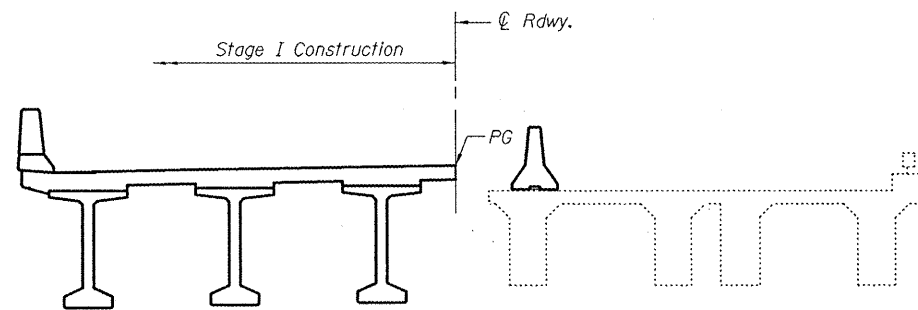
Contract No. 68087



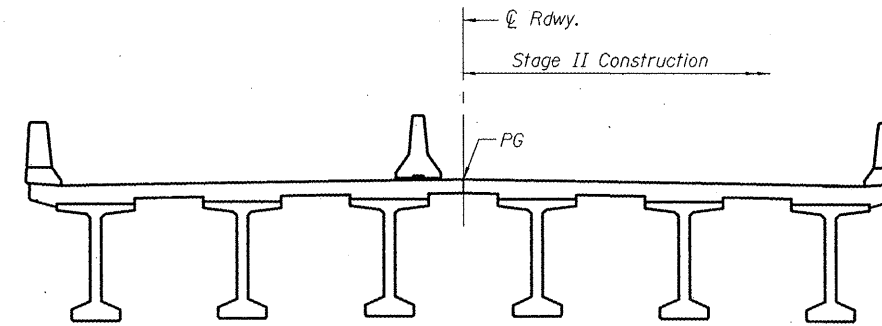
STAGE I REMOVAL



STAGE II REMOVAL

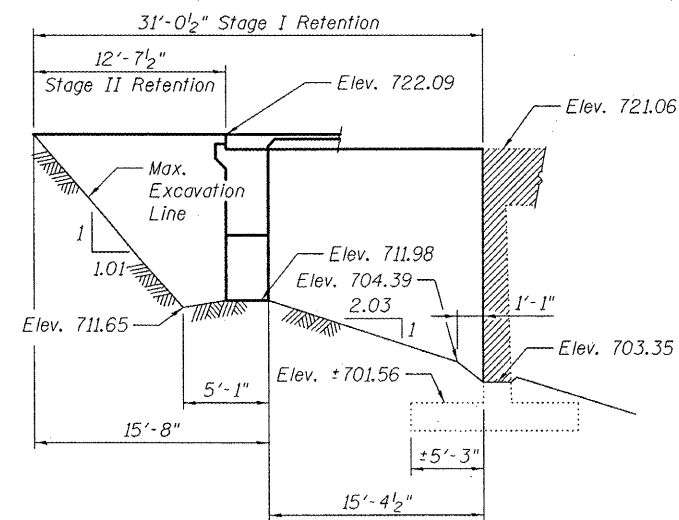


STAGE I CONSTRUCTION

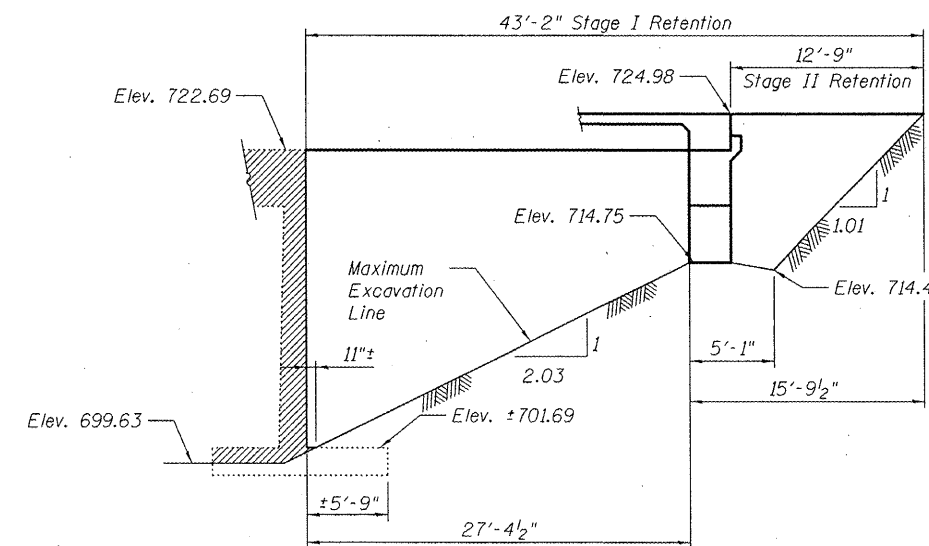


STAGE II CONSTRUCTION

Notes:
Hatched areas indicate removal of existing structures.
For quantity of temporary concrete barrier, see roadway plans.
A cantilevered sheet piling design does not appear feasible and additional members or other retention systems may be necessary.
The contractor shall submit a temporary soil retention system design including plan details and calculations for review and acceptance by the engineer.
All cross sections are looking south.



TEMPORARY SOIL RETENTION SYSTEM
AT NORTH ABUT.



TEMPORARY SOIL RETENTION SYSTEM
AT SOUTH ABUT.

DESIGNED	SMR
CHECKED	FT
DRAWN	JMI, KBF
CHECKED	SMR/FT

US ROUTE 150 OVER HENDERSON CREEK
F.A.S. ROUTE 1190 - SEC. (125B)1BR
KNOX COUNTY
STATION 150+71.00
STRUCTURE NO. 048-0088

STAGE CONSTRUCTION & TEMP.
SOIL RETENTION DETAILS