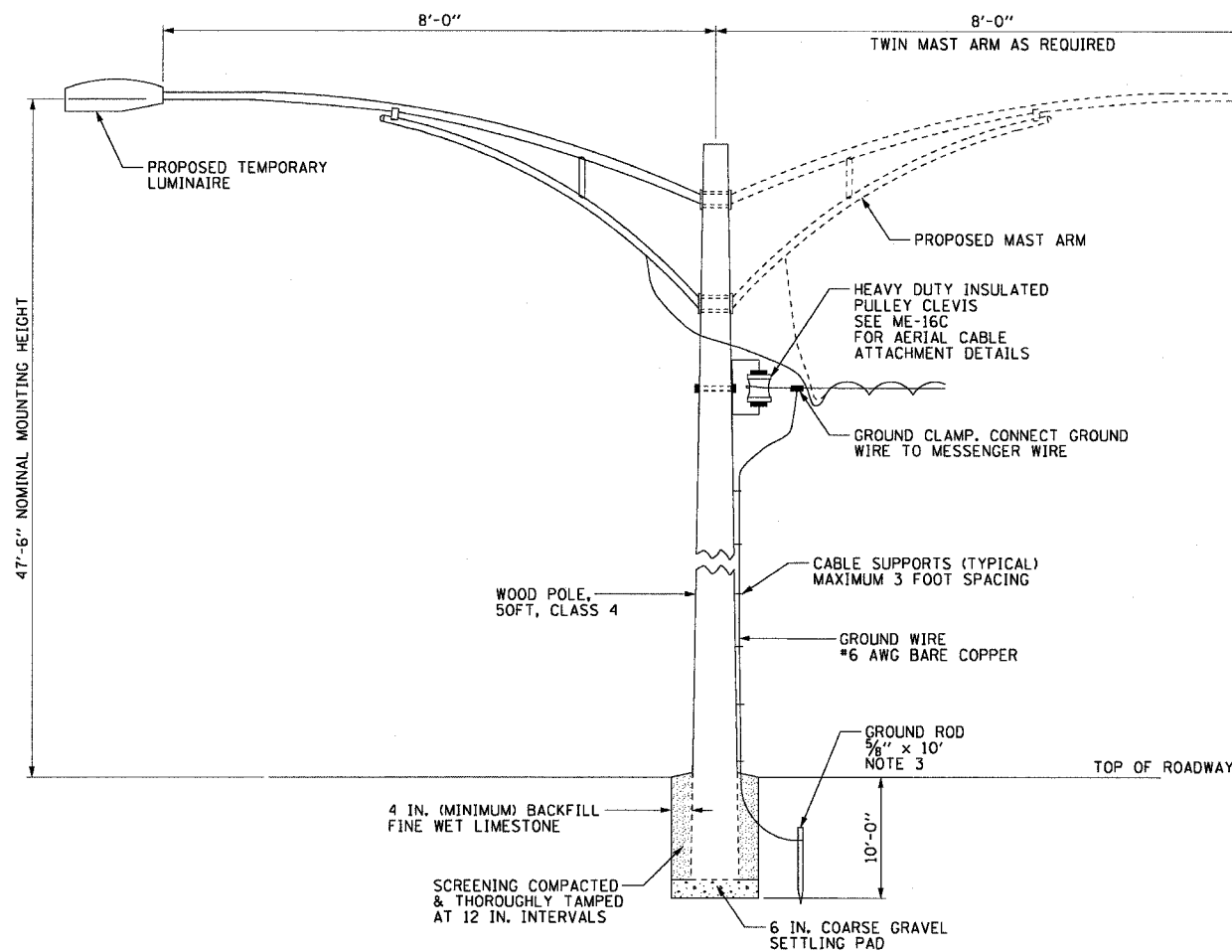


F.A.I. RTE.	SECTION	COUNTY	TOTAL SHEETS	SHEET NO.
90/94	2003-0311	COOK	976	54
STA.	TO STA.			
FED. ROAD DIST. NO. 1	ILLINOIS	FED. AID PROJECT		

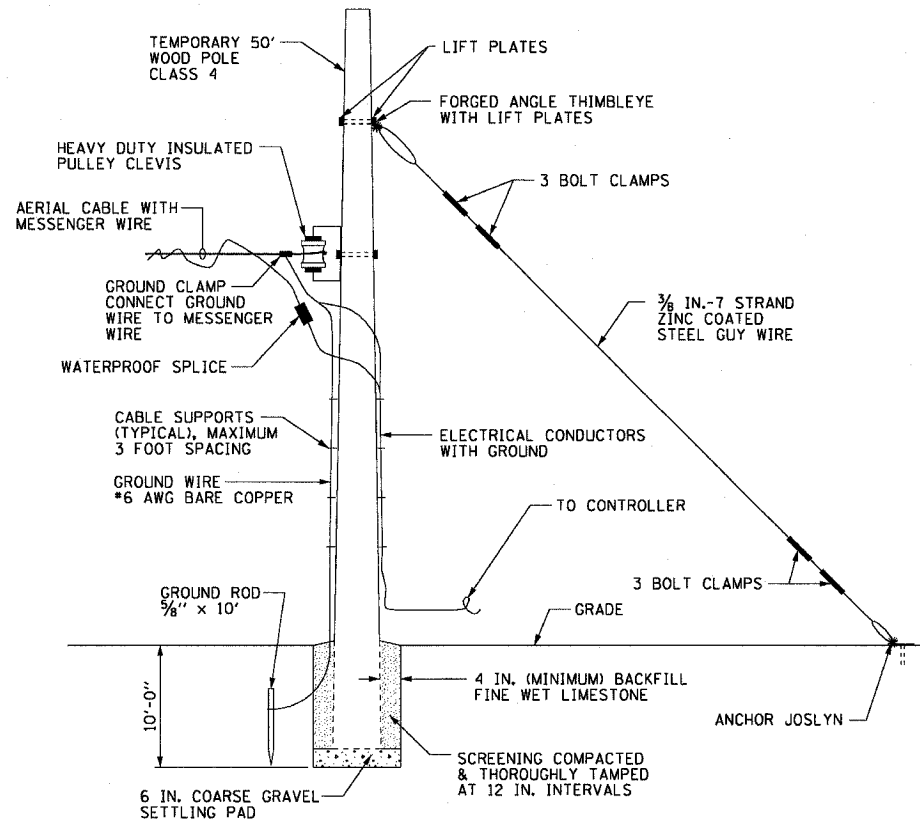
62583

NOTES:

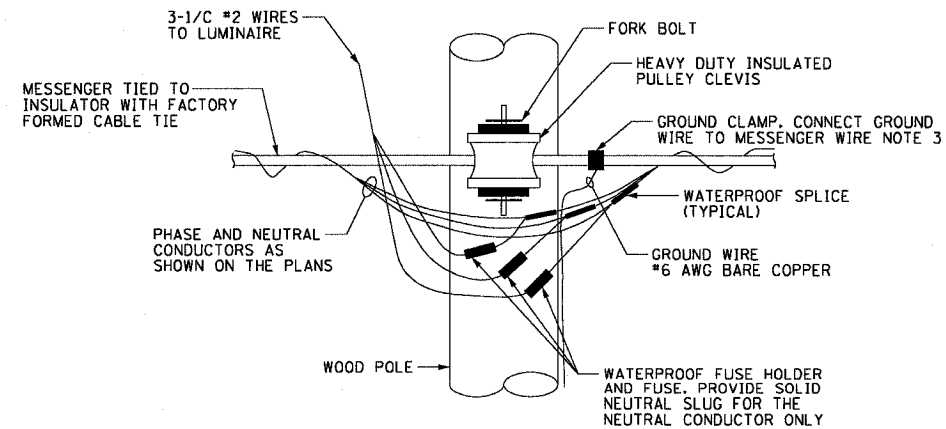
1. SEE DRAWINGS ME-01 AND ME-02 FOR ELECTRICAL SYMBOLS AND ABBREVIATIONS.
2. SEE ROADWAY LIGHTING PLANS FOR PROPOSED INSTALLATION LOCATIONS OF THE WOOD POLES.
3. GROUND RODS SHALL BE INSTALLED FOR ALL WOOD POLES USED FOR TEMPORARY LIGHTING UNITS AND ALL TEMPORARY WOOD POLES AT THE END OF AN AERIAL RUN THAT CONNECT TO LIGHTING CONTROLLERS AS SHOWN IN DETAIL ME-16B.



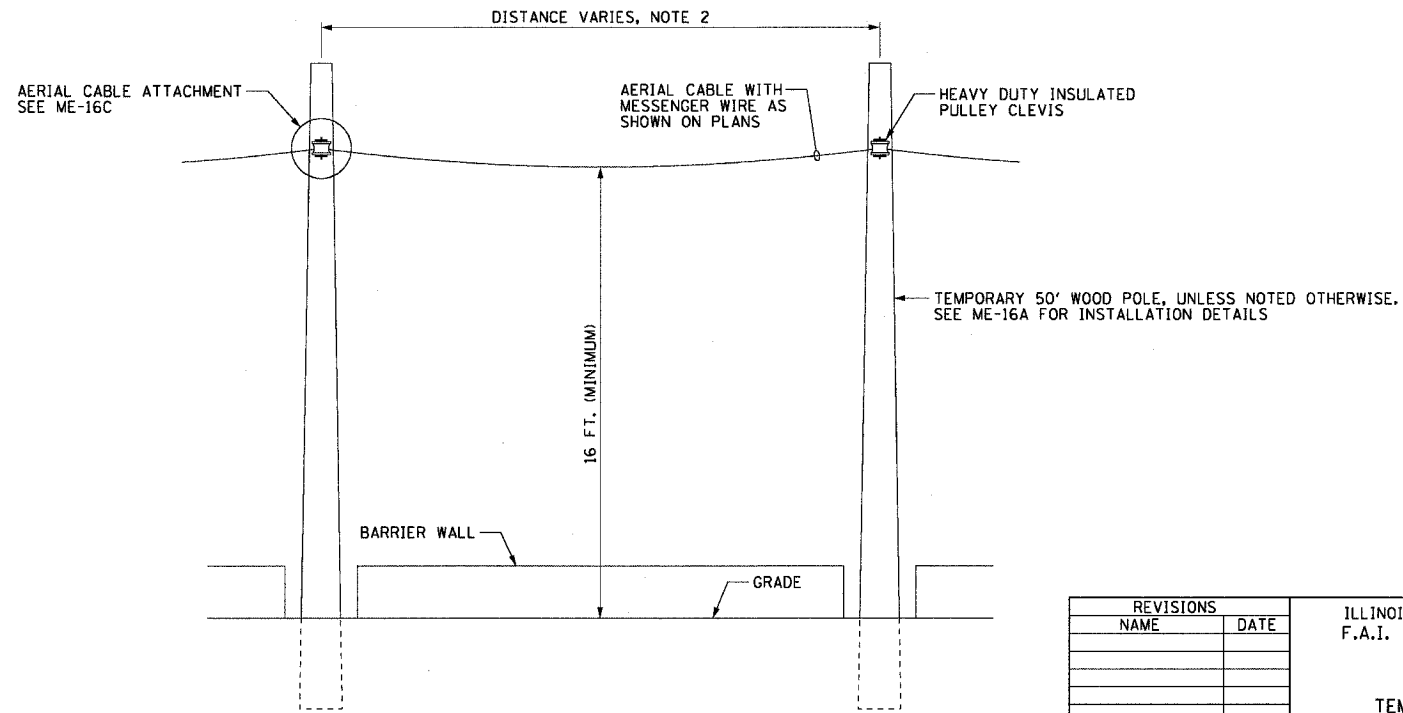
ME-16A TEMPORARY LIGHTING UNIT INSTALLATION DETAIL
WOOD POLE INSTALLATION IS SIMILAR
NOT TO SCALE



ME-16B TEMPORARY WOOD END POLE INSTALLATION DETAILS
NOT TO SCALE



ME-16C TEMPORARY WOOD POLE
AERIAL CABLE ATTACHMENT DETAIL
NOT TO SCALE



ME-16D AERIAL CABLE INSTALLATION DETAIL
NOT TO SCALE

REVISIONS	
NAME	DATE

ILLINOIS DEPARTMENT OF TRANSPORTATION
F.A.I. 90/94 (DAN RYAN EXPRESSWAY)
31st STREET TO I-57
TEMPORARY ROADWAY LIGHTING
WOOD POLE DETAILS
SCALE: NOT TO SCALE
DATE: October 29, 2004
DRAWN BY: CJM
CHECKED BY: WDS

ME-16-01-02-03-04-05-06-07-08-09-10-11-12-13-14-15-16-17-18-19-20-21-22-23-24-25-26-27-28-29-30-31-32-33-34-35-36-37-38-39-40-41-42-43-44-45-46-47-48-49-50-51-52-53-54-55-56-57-58-59-60-61-62-63-64-65-66-67-68-69-70-71-72-73-74-75-76-77-78-79-80-81-82-83-84-85-86-87-88-89-90-91-92-93-94-95-96-97-98-99-100